



SC Annual School Report Card Summary

Oakwood Windsor Elementary
 Aiken County
 Grades: PK-5 Enrollment: 417
 Principal: Debra McCord
 Superintendent: Dr. Elizabeth Everitt
 Board Chair: Mrs. Rosemary B. English

PERFORMANCE

Comprehensive detail, including definitions of ratings, performance criteria, and explanations of status, is available on www.ed.sc.gov and www.eoc.sc.gov as well as school and school district websites. Printed versions are available from school districts upon request.

YEAR	ABSOLUTE RATING	GROWTH RATING	PALMETTO GOLD AND SILVER AWARD		ESEA/FEDERAL ACCOUNTABILITY RATING SYSTEM	
			General Performance	Closing the Gap	ESEA Grade	Accountability Indicator
2013	Average	At-Risk	TBD	TBD	D	N/A
2012	Average	Average	N/A	N/A	A	Reward
2011	Below Average	Average	Silver	N/A	Not Met	N/A

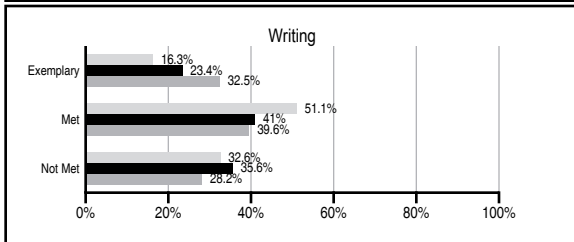
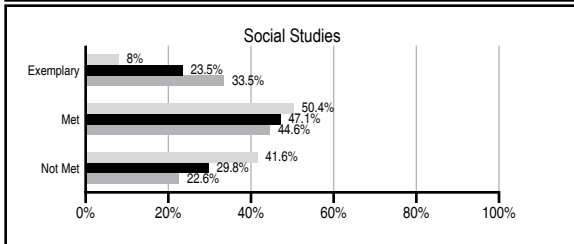
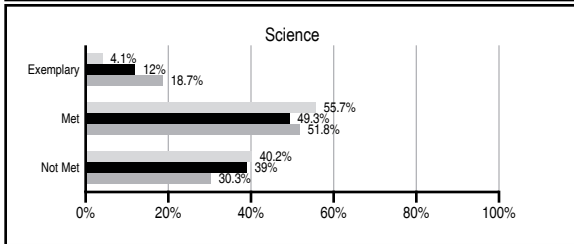
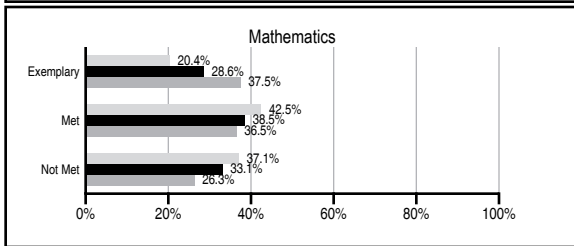
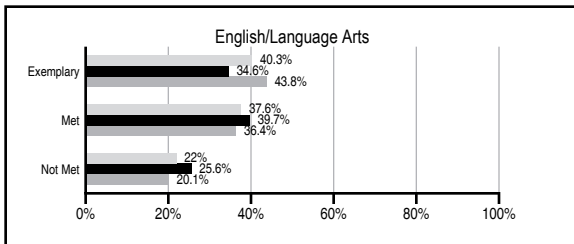
ABSOLUTE RATINGS OF ELEMENTARY SCHOOLS WITH STUDENTS LIKE OURS*

EXCELLENT	GOOD	AVERAGE	BELOW AVERAGE	AT-RISK
9	14	95	16	5

* Ratings are calculated with data available by 11/07/2013. Schools with Students Like Ours are Elementary Schools with Poverty Indices of no more than 5% above or below the index for this school.

PASS PERFORMANCE

Our School
 Elementary Schools with Students Like Ours
 Elementary schools statewide



NAEP PERFORMANCE*

* Performance reported for SC and nation, data not available at school level. Percentages at NAEP Achievement Levels.



SC PERFORMANCE VISION

By 2020 all students will graduate with the knowledge and skills necessary to compete successfully in the global economy, participate in a democratic society and contribute positively as members of families and communities.

Abbreviations Key

N/A Not Applicable N/AV Not Available N/C Not Collected N/R Not Reported I/S Insufficient Sample TBD To be determined

Oakwood Windsor Elementary [Aiken County]

SCHOOL PROFILE

	Our School	Change from Last Year	Elementary Schools with Students Like Ours	Median Elementary School
Students (n=417)				
Retention rate	1.7%	Down from 2.0%	1.2%	0.9%
Attendance rate	94.5%	Down from 95.1%	96.0%	96.3%
Served by gifted and talented program	5.0%	N/A	4.6%	7.2%
With disabilities	9.3%	N/A	14.0%	12.4%
Older than usual for grade	2.8%	N/A	2.6%	1.9%
Out-of-school suspensions or expulsions for violent and/or criminal offenses	0.0%	No Change	0.0%	0.0%
Teachers (n=33)				
Teachers with advanced degrees	57.6%	Down from 70.6%	59.4%	62.5%
Continuing contract teachers	75.8%	Down from 82.4%	81.7%	83.3%
Teachers returning from previous year	83.0%	Down from 84.9%	87.0%	88.3%
Teacher attendance rate	94.8%	Up from 94.3%	94.7%	95.0%
Average teacher salary*	\$48,632	Up 2.4%	\$47,228	\$48,193
Classes not taught by highly qualified teachers	0.0%	No Change	0.0%	0.0%
Professional development days/teacher	14.4 days	Up from 9.6 days	11.3 days	11.0 days
School				
Principal's years at school	3.0	Up from 2.0	4.0	4.0
Student-teacher ratio in core subjects	19.3 to 1	Down from 24.6 to 1	19.5 to 1	20.1 to 1
Prime instructional time	88.5%	Up from 87.9%	89.6%	90.0%
Opportunities in the arts	Good	No Change	Good	Good
SACS accreditation	Yes	No Change	Yes	Yes
Parents attending conferences	100.0%	No Change	100.0%	100.0%
Character development program	Good	No Change	Excellent	Excellent
Dollars spent per pupil**	\$7,055	Down 1.0%	\$7,580	\$7,364
Percent of expenditures for instruction**	71.0%	Down from 72.8%	68.0%	68.0%
Percent of expenditures for teacher salaries**	67.0%	Down from 70.3%	65.0%	66.0%
ESEA composite index score	61.0	Down from 92.9	79.7	88.0

* Length of contract = 185+ days.

** Prior year audited financial data available.

EVALUATION RESULTS

	Teachers	Students*	Parents*
Number of surveys returned	15	58	25
Percent satisfied with learning environment	100%	79.4%	84%
Percent satisfied with social and physical environment	100%	67.2%	69.2%
Percent satisfied with school-home relations	71.4%	82.2%	80.8%

*Only students at the highest elementary school grade level at this school and their parents were included.

REPORT OF PRINCIPAL AND SCHOOL IMPROVEMENT COUNCIL

Oakwood Windsor Elementary stresses the importance of strong academics and social development. During our school year we have focused on strengthening our Guided Reading component of our District's Reading Initiative to better meet the needs of each individual reader, departmentalized 3rd, 4th and 5th grade classes, implemented common planning for 5K through 5th grade teachers, researched and implemented Guided Math in grades 3-5, increased technology in the classroom, increased classroom libraries, and utilized our school based instructional coach to improve best practice teaching strategies. Our computer labs are now using a web-based program called Compass Learning. Our teachers continue to pull small groups during the day for reading and math.

In an effort to meet students' individual needs, the following programs were implemented this school year: intervention aides for math and reading in grades 1-5, professional development days for teachers to learn research based strategies to improve achievement, Compass Learning Lab which allowed students to work on their level both from school and home, a pull-out math class for at-risk 3rd grade math students which provided hands-on and individualized instruction, classroom and individual guidance sessions, and the implementation of a structured School Intervention Team.

Oakwood Windsor Elementary recognizes and rewards students for academic and social improvements by giving the following student incentives: quarterly Nine Weeks' Awards, bi-weekly Character Awards, Read with the Principal incentives, AR Awards, and incentive parties for MAP and PASS tests.

Teachers were involved in the following professional development training this year: Dominie training, MAP training, Compass training, refreshers of District's Literacy Model, Guided Math strategies, Early Intervention techniques, Common Core focused training, Writing strategies and Reading in Content Areas training.

To encourage parent participation and involvement this year we offered: Fall Festival, Spring Carnival, quarterly awards programs, Veterans' Day Program, Muffins for Mom and Donuts for Dad, Grandparents' Day, Santa Shop, Spaghetti Bingo Night, Smart Night, Literacy Night, Night of the Arts, Winter Wonderland Musical, American Education Week lunches, Volunteer Breakfast, and Field Day.

Oakwood Windsor Elementary School is very proud of the academic and social improvements that are demonstrated on a daily basis by our students, parents, faculty and staff. We are very appreciative of our parents for their hard work and devotion to OWES, as well as their commitment to our students' education.

Comprehensive detail, including definitions of ratings, performance criteria, and explanations of status, is available on www.ed.sc.gov and www.eoc.sc.gov as well as school and school district websites.

Printed versions are available from school districts upon request.

Abbreviations Key

N/A Not Applicable N/AV Not Available N/C Not Collected N/R Not Reported I/S Insufficient Sample TBD To be determined

NI Newly Identified CSI Continuing School Improvement CA Corrective Action RP Plan to Restructure R Restructure DELAY School Improvement Status HOLD School Improvement Status