



# SC Annual School Report Card Summary

Warrenville Elementary  
 Aiken County  
 Grades: PK-5 Enrollment: 426  
 Principal: Michael B. Watson  
 Superintendent: Dr. Elizabeth Everitt  
 Board Chair: Mrs. Rosemary B. English

## PERFORMANCE

Comprehensive detail, including definitions of ratings, performance criteria, and explanations of status, is available on [www.ed.sc.gov](http://www.ed.sc.gov) and [www.eoc.sc.gov](http://www.eoc.sc.gov) as well as school and school district websites. Printed versions are available from school districts upon request.

YEAR	ABSOLUTE RATING	GROWTH RATING	PALMETTO GOLD AND SILVER AWARD		ESEA/FEDERAL ACCOUNTABILITY RATING SYSTEM	
			General Performance	Closing the Gap	ESEA Grade	Accountability Indicator
2013	Average	Below Average	TBD	TBD	A	Reward
2012	Average	Average	N/A	Silver	C	N/A
2011	Average	Average	Silver	N/A	Not Met	N/A

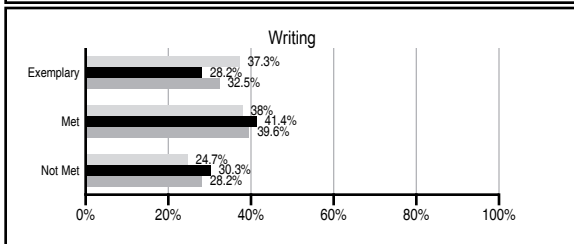
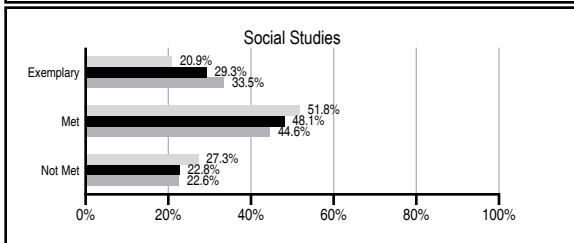
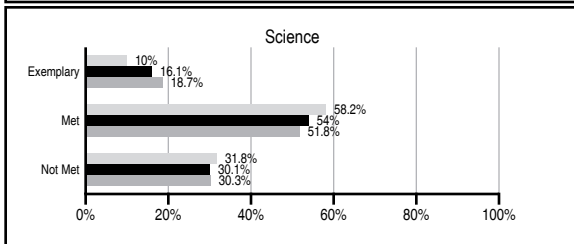
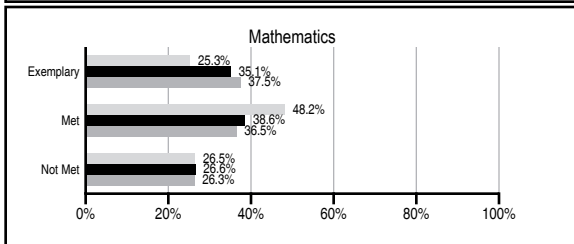
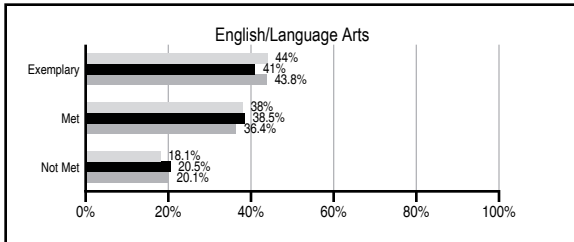
## ABSOLUTE RATINGS OF ELEMENTARY SCHOOLS WITH STUDENTS LIKE OURS\*

EXCELLENT	GOOD	AVERAGE	BELOW AVERAGE	AT-RISK
13	43	69	5	1

\* Ratings are calculated with data available by 11/07/2013. Schools with Students Like Ours are Elementary Schools with Poverty Indices of no more than 5% above or below the index for this school.

## PASS PERFORMANCE

Our School
  Elementary Schools with Students Like Ours
  Elementary schools statewide



## NAEP PERFORMANCE\*

\* Performance reported for SC and nation, data not available at school level. Percentages at NAEP Achievement Levels.



## SC PERFORMANCE VISION

*By 2020 all students will graduate with the knowledge and skills necessary to compete successfully in the global economy, participate in a democratic society and contribute positively as members of families and communities.*

### Abbreviations Key

N/A Not Applicable N/AV Not Available N/C Not Collected N/R Not Reported I/S Insufficient Sample TBD To be determined

# Warrenville Elementary [Aiken County]

## SCHOOL PROFILE

	Our School	Change from Last Year	Elementary Schools with Students Like Ours	Median Elementary School
<b>Students (n=426)</b>				
Retention rate	2.1%	Up from 1.6%	1.1%	0.9%
Attendance rate	95.9%	Down from 96.2%	96.1%	96.3%
Served by gifted and talented program	4.8%	N/A	6.8%	7.2%
With disabilities	13.1%	N/A	14.1%	12.4%
Older than usual for grade	1.3%	N/A	2.4%	1.9%
Out-of-school suspensions or expulsions for violent and/or criminal offenses	0.2%	Up from 0.0%	0.0%	0.0%
<b>Teachers (n=31)</b>				
Teachers with advanced degrees	48.4%	Up from 43.3%	61.4%	62.5%
Continuing contract teachers	80.6%	Down from 83.3%	84.4%	83.3%
Teachers returning from previous year	91.3%	Up from 90.1%	89.0%	88.3%
Teacher attendance rate	91.3%	Down from 95.2%	94.7%	95.0%
Average teacher salary*	\$48,232	Up 2.6%	\$48,300	\$48,193
Classes not taught by highly qualified teachers	0.0%	No Change	0.0%	0.0%
Professional development days/teacher	10.3 days	Down from 12.5 days	11.5 days	11.0 days
<b>School</b>				
Principal's years at school	1.0	Down from 3.0	4.0	4.0
Student-teacher ratio in core subjects	18.4 to 1	Down from 22.9 to 1	20.0 to 1	20.1 to 1
Prime instructional time	85.0%	Down from 90.4%	89.6%	90.0%
Opportunities in the arts	Good	No Change	Good	Good
SACS accreditation	Yes	No Change	Yes	Yes
Parents attending conferences	100.0%	No Change	100.0%	100.0%
Character development program	Good	No Change	Excellent	Excellent
Dollars spent per pupil**	\$7,201	Up 8.8%	\$7,473	\$7,364
Percent of expenditures for instruction**	69.0%	Down from 71.8%	67.0%	68.0%
Percent of expenditures for teacher salaries**	66.0%	Down from 68.1%	65.0%	66.0%
ESEA composite index score	91.7	Up from 73.8	87.3	88.0

\* Length of contract = 185+ days.

\*\* Prior year audited financial data available.

## EVALUATION RESULTS

	Teachers	Students*	Parents*
Number of surveys returned	33	60	42
Percent satisfied with learning environment	100%	93.3%	92.8%
Percent satisfied with social and physical environment	100%	85.3%	97.6%
Percent satisfied with school-home relations	96.9%	95.1%	83.8%

\*Only students at the highest elementary school grade level at this school and their parents were included.

## REPORT OF PRINCIPAL AND SCHOOL IMPROVEMENT COUNCIL

The vision of Warrenville Elementary School is being transformed, in partnership with students, teachers, parents, and the community to produce high achieving citizens. Learning from the past, collaborating in the present, and preparing for the future through shared leadership is the philosophy that drives our school. Warrenville continues to maintain high expectations for students in relation to academic performance and character. This is accomplished through maintaining a dedicated, warm, and professional and community friendly climate on a daily basis. While academic success remains our top priority, we celebrate every occasion that arises when a goal is met or a challenge is overcome by any member of our school family. As the staff of Warrenville Elementary reflects on the 2012-2013 school year, the list of accomplishments continues to grow. Our diagnostic test data shows that state test scores will continue to improve. This effort is supported through diligently tracking student data and providing interventions and after school assistance for students. Evidence of the hard work has paid off by Warrenville receiving two Palmetto Silver Awards for General Performance and Closing the Achievement Gap. Parent and teacher communication occurred with 100% of our student population. Much of this communication occurs in person through school day or nightly events that are sponsored by the school or Parent Teacher Organization to increase family involvement and home/school relations. Parent and community input is welcomed through PTO meetings and suggestions in response to monthly newsletters. Various service learning projects were conducted to give back to the community. Our character education program continues to excel by the recognition of good citizens, level "5" students, tardy incentives, safety patrol, news team, and our Perfect "10" challenge participants. Academic achievements have been celebrated by 100% of the student population attending quarterly awards assemblies. These are also attended by our faculty, staff, parents, and community members. Our community has a sense of shared accountability in the outcome of the future of our young children. This is evident through the establishment of partnerships with: local law enforcement, local fire department, local churches, numerous businesses and restaurants, community mentors, volunteer grandparents, and the local high school. We sincerely express our gratitude for the time, effort and sacrifices made by these key players to help us meet the diverse needs of our students. We also thank all of those members that shared in the celebration of all accomplishments of all of our students. The joy brought by reflecting on a wonderful year of hard work and celebration will continue to inspire us to work harder to ensure that all students of Warrenville Elementary reach their maximum potential.

Michael B. Watson, Principal  
Dana Head, School Improvement Council, Chairperson

Comprehensive detail, including definitions of ratings, performance criteria, and explanations of status, is available on [www.ed.sc.gov](http://www.ed.sc.gov) and [www.eoc.sc.gov](http://www.eoc.sc.gov) as well as school and school district websites.

Printed versions are available from school districts upon request.

### Abbreviations Key

N/A Not Applicable N/AV Not Available N/C Not Collected N/R Not Reported I/S Insufficient Sample TBD To be determined  
NI Newly Identified CSI Continuing School Improvement CA Corrective Action RP Plan to Restructure R Restructure DELAY School Improvement Status HOLD School Improvement Status