



# SC Annual School Report Card Summary

Ridge Spring-Monetta Elementary/Middle School  
 Aiken County  
 Grades: PK-8 Enrollment: 583  
 Principal: Callie Herlong  
 Superintendent: Dr. Elizabeth Everitt  
 Board Chair: Mrs. Rosemary B. English

## PERFORMANCE

Comprehensive detail, including definitions of ratings, performance criteria, and explanations of status, is available on [www.ed.sc.gov](http://www.ed.sc.gov) and [www.eoc.sc.gov](http://www.eoc.sc.gov) as well as school and school district websites. Printed versions are available from school districts upon request.

YEAR	ABSOLUTE RATING	GROWTH RATING	PALMETTO GOLD AND SILVER AWARD		ESEA/FEDERAL ACCOUNTABILITY RATING SYSTEM	
			General Performance	Closing the Gap	ESEA Grade	Accountability Indicator
2013	Below Average	At-Risk	TBD	TBD	F	N/A
2012	Average	Average	N/A	N/A	D	N/A
2011	Below Average	At-Risk	N/A	N/A	Not Met	N/A

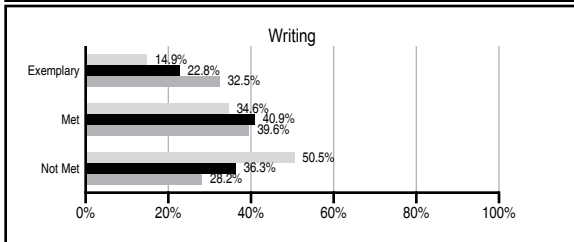
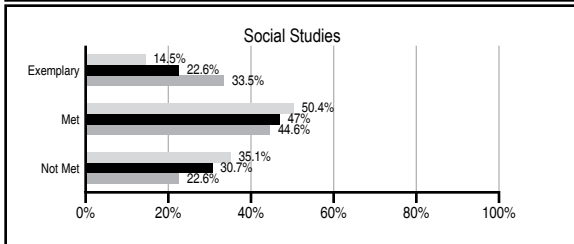
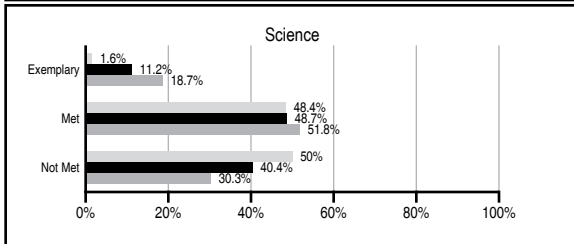
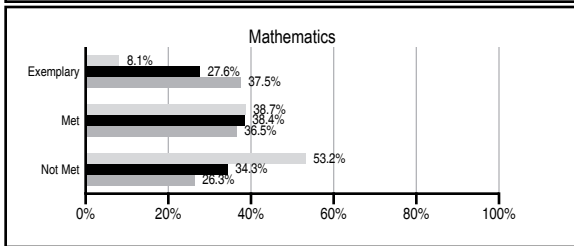
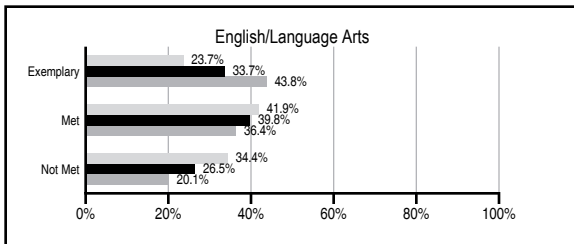
## ABSOLUTE RATINGS OF ELEMENTARY SCHOOLS WITH STUDENTS LIKE OURS\*

EXCELLENT	GOOD	AVERAGE	BELOW AVERAGE	AT-RISK
9	13	98	21	6

\* Ratings are calculated with data available by 11/07/2013. Schools with Students Like Ours are Elementary Schools with Poverty Indices of no more than 5% above or below the index for this school.

## PASS PERFORMANCE

Our School
  Elementary Schools with Students Like Ours
  Elementary schools statewide



## NAEP PERFORMANCE\*

\* Performance reported for SC and nation, data not available at school level. Percentages at NAEP Achievement Levels.



## SC PERFORMANCE VISION

*By 2020 all students will graduate with the knowledge and skills necessary to compete successfully in the global economy, participate in a democratic society and contribute positively as members of families and communities.*

### Abbreviations Key

N/A Not Applicable N/AV Not Available N/C Not Collected N/R Not Reported I/S Insufficient Sample TBD To be determined

# Ridge Spring-Monetta Elementary/Middle School [Aiken County]

## SCHOOL PROFILE

	Our School	Change from Last Year	Elementary Schools with Students Like Ours	Median Elementary School
<b>Students (n=583)</b>				
Retention rate	2.6%	Down from 3.1%	1.1%	0.9%
Attendance rate	94.9%	Down from 95.1%	95.9%	96.3%
Served by gifted and talented program	3.0%	N/A	4.2%	7.2%
With disabilities	16.1%	N/A	13.8%	12.4%
Older than usual for grade	5.6%	N/A	2.6%	1.9%
Out-of-school suspensions or expulsions for violent and/or criminal offenses	1.7%	Up from 0.6%	0.0%	0.0%
<b>Teachers (n=45)</b>				
Teachers with advanced degrees	68.9%	Up from 60.9%	60.4%	62.5%
Continuing contract teachers	73.3%	Down from 82.6%	81.6%	83.3%
Teachers returning from previous year	87.4%	Down from 88.6%	86.4%	88.3%
Teacher attendance rate	95.2%	Up from 94.9%	94.7%	95.0%
Average teacher salary*	\$47,994	Up 2.2%	\$47,228	\$48,193
Classes not taught by highly qualified teachers	2.6%	Up from 2.4%	0.0%	0.0%
Professional development days/teacher	14.3 days	Up from 11.1 days	11.0 days	11.0 days
<b>School</b>				
Principal's years at school	3.0	Up from 2.0	3.0	4.0
Student-teacher ratio in core subjects	20.5 to 1	Down from 20.6 to 1	19.3 to 1	20.1 to 1
Prime instructional time	88.5%	Up from 87.6%	89.5%	90.0%
Opportunities in the arts	Good	No Change	Good	Good
SACS accreditation	Yes	No Change	Yes	Yes
Parents attending conferences	100.0%	Up from 98.9%	100.0%	100.0%
Character development program	Average	Down from Good	Excellent	Excellent
Dollars spent per pupil**	\$8,459	Up 7.1%	\$7,659	\$7,364
Percent of expenditures for instruction**	68.0%	Down from 68.9%	68.0%	68.0%
Percent of expenditures for teacher salaries**	64.0%	Down from 65.5%	65.0%	66.0%
ESEA composite index score	41.5	Down from 68.3	77.3	88.0

\* Length of contract = 185+ days.

\*\* Prior year audited financial data available.

## EVALUATION RESULTS

	Teachers	Students*	Parents*
Number of surveys returned	45	62	45
Percent satisfied with learning environment	62.2%	82.3%	66.6%
Percent satisfied with social and physical environment	75.6%	72.6%	67.5%
Percent satisfied with school-home relations	77.7%	74.2%	77.3%

\*Only students at the highest elementary school grade level at this school and their parents were included.

## REPORT OF PRINCIPAL AND SCHOOL IMPROVEMENT COUNCIL

Ridge Spring-Monetta Elementary/Middle School can be found in the small, agricultural community of Ridge Spring. Located in Saluda County, the school serves students from four counties: Aiken, Saluda, Edgefield, and Lexington. Several small towns are located in this area: Monetta, Ridge Spring, and Ward with the largest being Ridge Spring. Our Pre-Kindergarten-8th grade school includes approximately 630 students with an 86% poverty index. Our faculty and staff consists of fifty teachers, three administrators, two guidance counselors, and thirty-five staff members who work diligently to provide a standards-driven, student-focused environment.

Our Title I funds were used to decrease class size, add a four-year old class, increase home/school communication, provide professional development for teachers, and to put a greater emphasis on literacy, math intervention, and technology. Classrooms are internet accessible with interactive whiteboards. We have two stationary computer labs and three mobile labs with wireless access. In our middle school math classrooms, there are at least three stand alone computers for individualized enrichment and remediation. We also have electronic response systems, iPods, iPads, and document cameras that are utilized at all grade levels.

Community involvement activities included participation in the Grandparent's Day Breakfast, Learning Fest Night, Volunteer Breakfast, Terrific Kid and Teacher services, awards ceremonies, and a Middle School Orientation Night. Our School Improvement Council involves parents, community members, and teachers in the planning, monitoring and evaluating of our school program to ensure continuous improvement. We are fortunate to have local churches and community members who provide school supplies, the back pack food ministry, and programs such as, Laces for Love, Angel Tree, and Good News Club. Our arts program represents our school annually with community- school performances at the Ridge Spring Harvest Festival, parade, and local shows. Our school community raised funds for the American Heart Association by participating in Jump Rope for Heart and donated over five hundred cans of food to a local food shelter. Student Council sponsored a clothing and food drive to support the ACTS program in Aiken County. Additionally, we received a Fresh Fruit and Vegetable Grant from the State Department of Education to provide a healthy snack during the school day to elementary students.

Professionally, our teachers have continued to implement our district's reading initiative, establish and implement school-wide routines, implement Common Core State Standards (CCSS) and set goals to measure improvement in student achievement by providing a rigorous and engaging curriculum. Our focus remains on professional learning in writing across the content areas and application of knowledge. A continuation of data analysis, collaboration, and engagement will drive our efforts in order for us to strive towards our mission.

Callie Herlong, Principal  
Jason Rodgers, School Improvement Council Chairperson

Comprehensive detail, including definitions of ratings, performance criteria, and explanations of status, is available on [www.ed.sc.gov](http://www.ed.sc.gov) and [www.eoc.sc.gov](http://www.eoc.sc.gov) as well as school and school district websites.

Printed versions are available from school districts upon request.

### Abbreviations Key

N/A Not Applicable N/AV Not Available N/C Not Collected N/R Not Reported I/S Insufficient Sample TBD To be determined

NI Newly Identified CSI Continuing School Improvement CA Corrective Action RP Plan to Restructure R Restructure DELAY School Improvement Status HOLD School Improvement Status