



SC Annual School Report Card Summary

North Augusta Elementary School
 Aiken County
 Grades: PK-5 Enrollment: 631
 Principal: Laurie Reese
 Superintendent: Dr. Elizabeth Everitt
 Board Chair: Mrs. Rosemary B. English

PERFORMANCE

Comprehensive detail, including definitions of ratings, performance criteria, and explanations of status, is available on www.ed.sc.gov and www.eoc.sc.gov as well as school and school district websites. Printed versions are available from school districts upon request.

YEAR	ABSOLUTE RATING	GROWTH RATING	PALMETTO GOLD AND SILVER AWARD		ESEA/FEDERAL ACCOUNTABILITY RATING SYSTEM	
			General Performance	Closing the Gap	ESEA Grade	Accountability Indicator
2013	Good	Average	TBD	TBD	A	Focus
2012	Good	Good	Silver	N/A	A	Focus
2011	Good	Good	Silver	N/A	Not Met	N/A

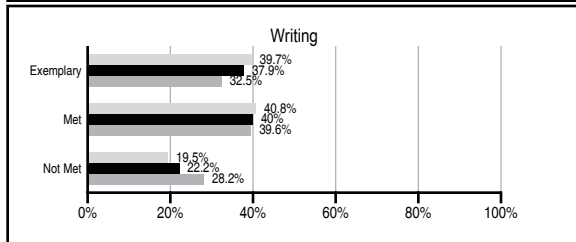
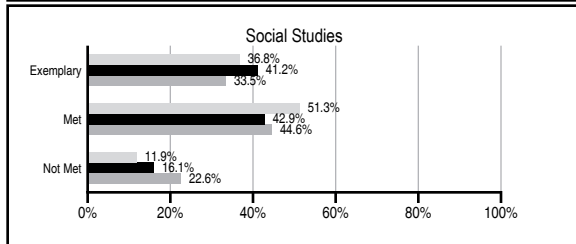
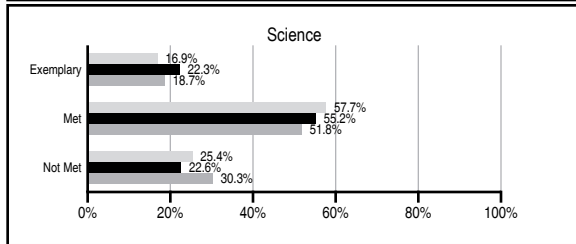
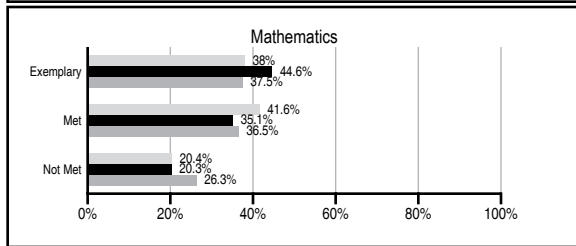
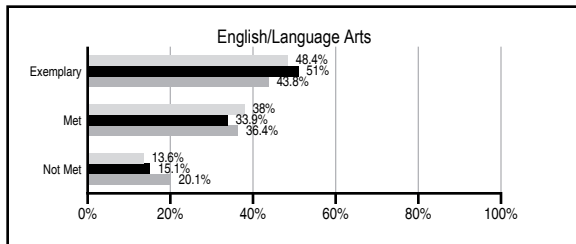
ABSOLUTE RATINGS OF ELEMENTARY SCHOOLS WITH STUDENTS LIKE OURS*

EXCELLENT	GOOD	AVERAGE	BELOW AVERAGE	AT-RISK
40	37	13	0	1

* Ratings are calculated with data available by 11/07/2013. Schools with Students Like Ours are Elementary Schools with Poverty Indices of no more than 5% above or below the index for this school.

PASS PERFORMANCE

Our School
 Elementary Schools with Students Like Ours
 Elementary schools statewide



NAEP PERFORMANCE*

* Performance reported for SC and nation, data not available at school level. Percentages at NAEP Achievement Levels.



SC PERFORMANCE VISION

By 2020 all students will graduate with the knowledge and skills necessary to compete successfully in the global economy, participate in a democratic society and contribute positively as members of families and communities.

Abbreviations Key

N/A Not Applicable N/AV Not Available N/C Not Collected N/R Not Reported I/S Insufficient Sample TBD To be determined

North Augusta Elementary School [Aiken County]

SCHOOL PROFILE

	Our School	Change from Last Year	Elementary Schools with Students Like Ours	Median Elementary School
Students (n=631)				
Retention rate	1.4%	Down from 1.8%	0.8%	0.9%
Attendance rate	96.6%	Down from 96.9%	96.4%	96.3%
Served by gifted and talented program	8.1%	N/A	9.7%	7.2%
With disabilities	9.3%	N/A	12.0%	12.4%
Older than usual for grade	2.1%	N/A	1.5%	1.9%
Out-of-school suspensions or expulsions for violent and/or criminal offenses	0.0%	No Change	0.0%	0.0%
Teachers (n=42)				
Teachers with advanced degrees	66.7%	Down from 72.1%	64.0%	62.5%
Continuing contract teachers	85.7%	Down from 88.4%	86.8%	83.3%
Teachers returning from previous year	91.3%	Down from 94.8%	89.9%	88.3%
Teacher attendance rate	93.4%	Up from 93.0%	95.1%	95.0%
Average teacher salary*	\$50,841	Up 0.8%	\$49,290	\$48,193
Classes not taught by highly qualified teachers	0.0%	No Change	0.0%	0.0%
Professional development days/teacher	10.9 days	Up from 9.5 days	12.1 days	11.0 days
School				
Principal's years at school	4.0	Up from 3.0	5.0	4.0
Student-teacher ratio in core subjects	20.8 to 1	Down from 21.5 to 1	20.7 to 1	20.1 to 1
Prime instructional time	89.1%	Up from 89.0%	90.3%	90.0%
Opportunities in the arts	Good	No Change	Good	Good
SACS accreditation	Yes	No Change	Yes	Yes
Parents attending conferences	98.9%	Up from 93.8%	100.0%	100.0%
Character development program	Excellent	No Change	Excellent	Excellent
Dollars spent per pupil**	\$6,879	Up 2.9%	\$7,077	\$7,364
Percent of expenditures for instruction**	74.0%	Down from 74.9%	68.0%	68.0%
Percent of expenditures for teacher salaries**	69.0%	Down from 72.2%	66.0%	66.0%
ESEA composite index score	95.8	Down from 98.3	91.1	88.0

* Length of contract = 185+ days.

** Prior year audited financial data available.

REPORT OF PRINCIPAL AND SCHOOL IMPROVEMENT COUNCIL

At North Augusta Elementary, we envision our school as a safe instructional environment where all students will have their individual needs, differences and abilities recognized, and will be challenged to excel in learning supported by a cooperative school community. As a 2012 Palmetto Silver Award recipient, NAE has demonstrated its ability to continue to maintain high expectations and provide an excellent academic program for all students through the support of all stakeholders including the administration, faculty, staff, students, parents and community.

Highly qualified teachers provide rigorous and engaging learning experiences throughout the year to challenge the learners and maintain their excitement about learning. Teachers also grow as learners themselves through monthly staff development learning opportunities in areas such as implementing the Common Core Curriculum and teaching writing across all subject areas.

All NAE students are given opportunities to participate in interactive school activities such as International Day, the Character Parade, Science and Math Day, Career Day and engaging grade level field trips.

With high expectations, innovative instructional strategies and a caring environment the administration, faculty, staff, students, parents and community of North Augusta Elementary will continue to "Believe and Achieve."

Laurie Reese, Principal

Elisabeth Price, School Improvement Council Chairperson

EVALUATION RESULTS

	Teachers	Students*	Parents*
Number of surveys returned	35	102	66
Percent satisfied with learning environment	94.3%	88.3%	89.4%
Percent satisfied with social and physical environment	97.2%	85.3%	89.4%
Percent satisfied with school-home relations	94.3%	96%	89.4%

*Only students at the highest elementary school grade level at this school and their parents were included.

Comprehensive detail, including definitions of ratings, performance criteria, and explanations of status, is available on www.ed.sc.gov and www.eoc.sc.gov as well as school and school district websites.

Printed versions are available from school districts upon request.

Abbreviations Key

N/A Not Applicable N/AV Not Available N/C Not Collected N/R Not Reported I/S Insufficient Sample TBD To be determined

NI Newly Identified CSI Continuing School Improvement CA Corrective Action RP Plan to Restructure R Restructure DELAY School Improvement Status HOLD School Improvement Status