



SC Annual School Report Card Summary

Millbrook Elementary
 Aiken County
 Grades: PK-5 Enrollment: 620
 Principal: Denise Huff
 Superintendent: Dr. Elizabeth Everitt
 Board Chair: Mrs. Rosemary B. English

PERFORMANCE

Comprehensive detail, including definitions of ratings, performance criteria, and explanations of status, is available on www.ed.sc.gov and www.eoc.sc.gov as well as school and school district websites. Printed versions are available from school districts upon request.

YEAR	ABSOLUTE RATING	GROWTH RATING	PALMETTO GOLD AND SILVER AWARD		ESEA/FEDERAL ACCOUNTABILITY RATING SYSTEM	
			General Performance	Closing the Gap	ESEA Grade	Accountability Indicator
2013	Good	At-Risk	TBD	TBD	A	N/A
2012	Excellent	Good	Gold	N/A	A	N/A
2011	Good	Average	Silver	N/A	Met	N/A

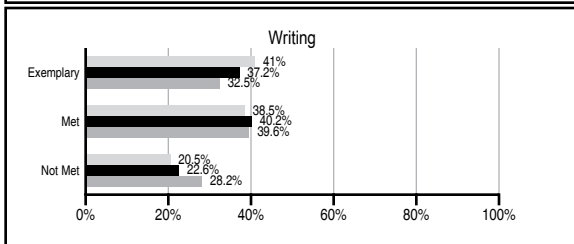
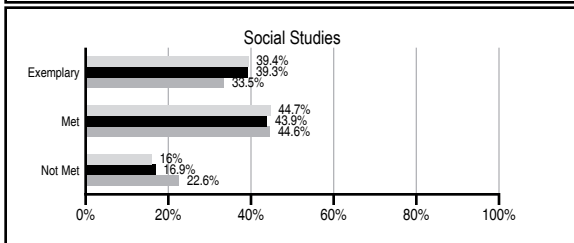
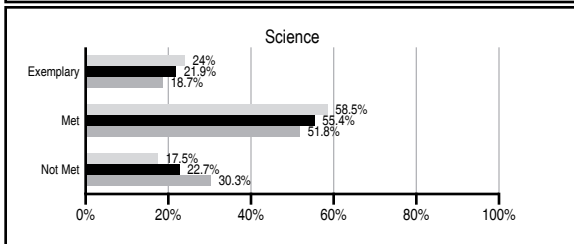
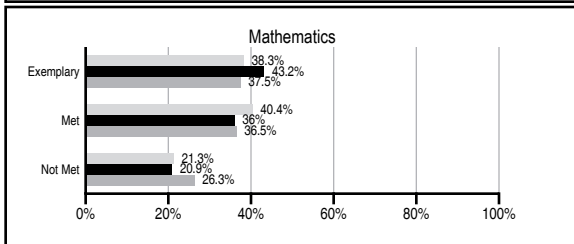
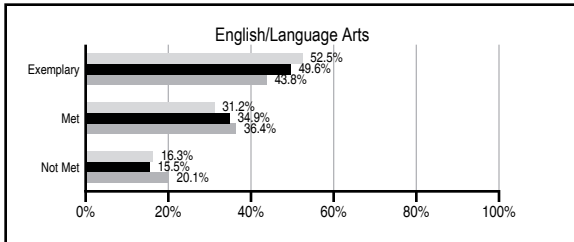
ABSOLUTE RATINGS OF ELEMENTARY SCHOOLS WITH STUDENTS LIKE OURS*

EXCELLENT	GOOD	AVERAGE	BELOW AVERAGE	AT-RISK
43	39	23	0	1

* Ratings are calculated with data available by 11/07/2013. Schools with Students Like Ours are Elementary Schools with Poverty Indices of no more than 5% above or below the index for this school.

PASS PERFORMANCE

Our School
 Elementary Schools with Students Like Ours
 Elementary schools statewide



NAEP PERFORMANCE*

* Performance reported for SC and nation, data not available at school level. Percentages at NAEP Achievement Levels.



SC PERFORMANCE VISION

By 2020 all students will graduate with the knowledge and skills necessary to compete successfully in the global economy, participate in a democratic society and contribute positively as members of families and communities.

Abbreviations Key

N/A Not Applicable N/AV Not Available N/C Not Collected N/R Not Reported I/S Insufficient Sample TBD To be determined

Millbrook Elementary [Aiken County]

SCHOOL PROFILE

	Our School	Change from Last Year	Elementary Schools with Students Like Ours	Median Elementary School
Students (n=620)				
Retention rate	1.1%	Down from 1.7%	1.1%	0.9%
Attendance rate	96.4%	Down from 96.8%	96.3%	96.3%
Served by gifted and talented program	11.6%	N/A	9.5%	7.2%
With disabilities	5.7%	N/A	12.3%	12.4%
Older than usual for grade	2.3%	N/A	1.9%	1.9%
Out-of-school suspensions or expulsions for violent and/or criminal offenses	0.0%	No Change	0.0%	0.0%
Teachers (n=38)				
Teachers with advanced degrees	52.6%	Down from 56.8%	63.5%	62.5%
Continuing contract teachers	86.8%	Down from 97.3%	86.5%	83.3%
Teachers returning from previous year	91.4%	Up from 88.9%	89.6%	88.3%
Teacher attendance rate	95.9%	Down from 96.0%	94.9%	95.0%
Average teacher salary*	\$51,506	Up 2.2%	\$49,234	\$48,193
Classes not taught by highly qualified teachers	0.0%	No Change	0.0%	0.0%
Professional development days/teacher	12.8 days	Up from 9.7 days	11.5 days	11.0 days
School				
Principal's years at school	5.0	Up from 4.0	6.0	4.0
Student-teacher ratio in core subjects	22.9 to 1	Up from 18.9 to 1	20.8 to 1	20.1 to 1
Prime instructional time	91.9%	Down from 92.2%	90.1%	90.0%
Opportunities in the arts	Good	No Change	Good	Good
SACS accreditation	Yes	No Change	Yes	Yes
Parents attending conferences	99.5%	Down from 99.8%	100.0%	100.0%
Character development program	Excellent	No Change	Excellent	Excellent
Dollars spent per pupil**	\$6,418	Down 0.8%	\$6,966	\$7,364
Percent of expenditures for instruction**	72.0%	Down from 72.9%	68.0%	68.0%
Percent of expenditures for teacher salaries**	69.0%	Down from 70.0%	66.0%	66.0%
ESEA composite index score	92.4	Down from 99.8	90.1	88.0

* Length of contract = 185+ days.

** Prior year audited financial data available.

EVALUATION RESULTS

	Teachers	Students*	Parents*
Number of surveys returned	34	112	96
Percent satisfied with learning environment	97.1%	89.3%	90.7%
Percent satisfied with social and physical environment	100%	84.7%	84%
Percent satisfied with school-home relations	97.1%	91.8%	83.4%

*Only students at the highest elementary school grade level at this school and their parents were included.

REPORT OF PRINCIPAL AND SCHOOL IMPROVEMENT COUNCIL

Millbrook Elementary has made significant steps toward continuing the legacy of delivering a quality education to its students. The School Improvement Council, Parent Teacher Organization and faculty work together as a team to ensure a positive learning environment. Many of our students and teachers have been recognized for their accomplishments in local, regional, and state competitions.

Millbrook Elementary offers many activities and programs to enhance student learning. The After School Tutoring program, PAWS for Reading program, Birthday Book Club, Book Buddies, and character education are just a few examples of the variety of opportunities available to our students. In addition, the school provides opportunities for students to be involved in Career Day, Chorus, Student Council, Fitness Club, Drama Club, Safety Patrol, Art, and Student Council.

Our school was awarded the Red Carpet Award for our family friendly school environment. In addition, we met national average yearly progress criteria scoring at the excellent level and received the state Palmetto Gold award for our exemplary PASS results. Also, sixteen teachers received Savannah River Nuclear Site Science and Math grants to enhance the Math and Science curriculum. Our third, fourth, and fifth grade students competed in our yearly science fair. Five of Millbrook's students won awards at the regional level.

An updated School Renewal Plan has been completed by the Title I and School Improvement Council Committee for the 2013-2014 school year. The Renewal Plan focuses on the implementation of common core standards and computer software to assist teachers with the implementation of the standards. Title I funding will be used to provide staff development for teachers in all core subject areas. An Instructional Coach will provide professional development to assist teachers in incorporating common core standards into their daily instruction. Also, the Instructional Coach will be developing individualized lessons in math and writing for our at risk students. Classroom interventions will be incorporated into the regular classroom in an effort to close the achievement gap and to provide differentiated instruction.

Our school provides excellent academic programs that are data driven to identify our students' needs. Our commitment to positive home-school relations, teacher collaboration, and professional development ensures that our students will be well prepared to transition into middle school.

Denise Huff, Principal
Molly Jones, SIC Chairperson

Comprehensive detail, including definitions of ratings, performance criteria, and explanations of status, is available on www.ed.sc.gov and www.eoc.sc.gov as well as school and school district websites.

Printed versions are available from school districts upon request.

Abbreviations Key

N/A Not Applicable N/AV Not Available N/C Not Collected N/R Not Reported I/S Insufficient Sample TBD To be determined
NI Newly Identified CSI Continuing School Improvement CA Corrective Action RP Plan to Restructure R Restructure DELAY School Improvement Status HOLD School Improvement Status