



SC Annual School Report Card Summary

Hammond Hill Elementary
 Aiken County
 Grades: PK-5 Enrollment: 788
 Principal: Janet Vaughan
 Superintendent: Dr. Elizabeth Everitt
 Board Chair: Mrs. Rosemary B. English

PERFORMANCE

Comprehensive detail, including definitions of ratings, performance criteria, and explanations of status, is available on www.ed.sc.gov and www.eoc.sc.gov as well as school and school district websites. Printed versions are available from school districts upon request.

YEAR	ABSOLUTE RATING	GROWTH RATING	PALMETTO GOLD AND SILVER AWARD		ESEA/FEDERAL ACCOUNTABILITY RATING SYSTEM	
			General Performance	Closing the Gap	ESEA Grade	Accountability Indicator
2013	Excellent	Good	TBD	TBD	A	N/A
2012	Excellent	Excellent	Gold	N/A	A	N/A
2011	Excellent	Excellent	Gold	Gold	Met	N/A

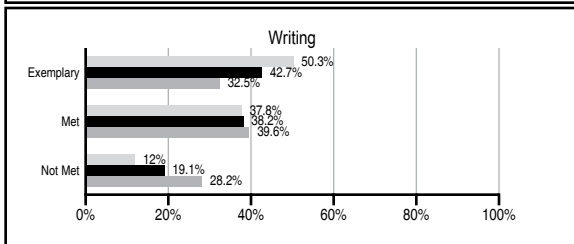
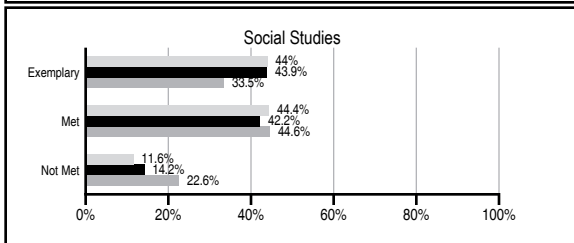
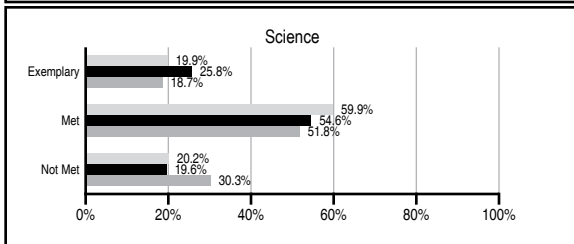
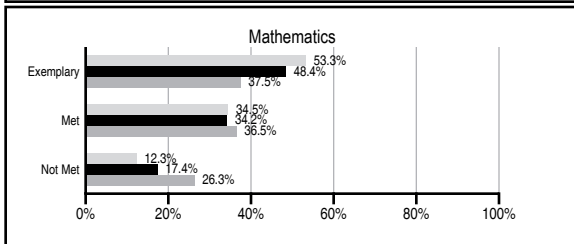
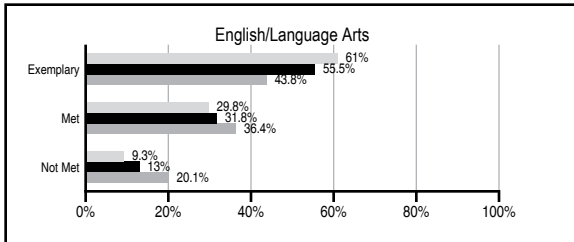
ABSOLUTE RATINGS OF ELEMENTARY SCHOOLS WITH STUDENTS LIKE OURS*

EXCELLENT	GOOD	AVERAGE	BELOW AVERAGE	AT-RISK
38	16	1	1	0

* Ratings are calculated with data available by 11/07/2013. Schools with Students Like Ours are Elementary Schools with Poverty Indices of no more than 5% above or below the index for this school.

PASS PERFORMANCE

Our School
 Elementary Schools with Students Like Ours
 Elementary schools statewide



NAEP PERFORMANCE*

* Performance reported for SC and nation, data not available at school level. Percentages at NAEP Achievement Levels.



SC PERFORMANCE VISION

By 2020 all students will graduate with the knowledge and skills necessary to compete successfully in the global economy, participate in a democratic society and contribute positively as members of families and communities.

Abbreviations Key

N/A Not Applicable N/AV Not Available N/C Not Collected N/R Not Reported I/S Insufficient Sample TBD To be determined

Hammond Hill Elementary [Aiken County]

SCHOOL PROFILE

	Our School	Change from Last Year	Elementary Schools with Students Like Ours	Median Elementary School
Students (n=788)				
Retention rate	1.4%	Up from 1.2%	0.8%	0.9%
Attendance rate	96.6%	Down from 97.0%	96.7%	96.3%
Served by gifted and talented program	10.6%	N/A	11.1%	7.2%
With disabilities	6.3%	N/A	11.4%	12.4%
Older than usual for grade	1.9%	N/A	1.4%	1.9%
Out-of-school suspensions or expulsions for violent and/or criminal offenses	0.0%	No Change	0.0%	0.0%
Teachers (n=48)				
Teachers with advanced degrees	68.8%	Down from 70.2%	64.2%	62.5%
Continuing contract teachers	91.7%	Down from 95.7%	84.5%	83.3%
Teachers returning from previous year	94.5%	Up from 92.1%	89.7%	88.3%
Teacher attendance rate	94.0%	Down from 95.6%	95.2%	95.0%
Average teacher salary*	\$51,147	Up 2.4%	\$49,052	\$48,193
Classes not taught by highly qualified teachers	0.0%	No Change	0.0%	0.0%
Professional development days/teacher	6.7 days	Down from 9.1 days	10.5 days	11.0 days
School				
Principal's years at school	8.0	Up from 7.0	4.0	4.0
Student-teacher ratio in core subjects	23.4 to 1	Up from 22.4 to 1	21.0 to 1	20.1 to 1
Prime instructional time	89.6%	Down from 91.7%	90.6%	90.0%
Opportunities in the arts	Good	No Change	Good	Good
SACS accreditation	Yes	No Change	Yes	Yes
Parents attending conferences	100.0%	No Change	100.0%	100.0%
Character development program	Excellent	No Change	Excellent	Excellent
Dollars spent per pupil**	\$5,956	Down 2.4%	\$6,983	\$7,364
Percent of expenditures for instruction**	74.0%	Down from 75.5%	68.0%	68.0%
Percent of expenditures for teacher salaries**	71.0%	Down from 72.2%	67.0%	66.0%
ESEA composite index score	98.4	Up from 97.7	92.6	88.0

* Length of contract = 185+ days.

** Prior year audited financial data available.

EVALUATION RESULTS

	Teachers	Students*	Parents*
Number of surveys returned	46	132	63
Percent satisfied with learning environment	97.8%	91.6%	98.5%
Percent satisfied with social and physical environment	97.9%	87%	96.9%
Percent satisfied with school-home relations	100%	93.9%	98.4%

*Only students at the highest elementary school grade level at this school and their parents were included.

REPORT OF PRINCIPAL AND SCHOOL IMPROVEMENT COUNCIL

Celebrating "60 Years of Excellence" was the theme for our 2012-2013 school year. During this celebratory year, dedicated parents, community members, and businesses partnered together to renovate an existing courtyard, complete with a brand new amphitheater, water feature, garden area, and a plaza with beautiful tables. Hammond Hill Elementary was named a National Blue Ribbon School, the highest academic honor that a school can receive, and also a Palmetto's Finest school, all in the same year. Our Red Carpet school provides effective customer service and maintains a tradition of high academic standards. Situated in a residential section of the city of North Augusta, the school serves approximately 825 students in grades pre-k through 5. Our teachers and students have been recognized for many outstanding accomplishments in local, regional, state, and national competitions. Hammond Hill is also home to four teachers who have been named Aiken County District Teacher of the Year.

Hammond Hill Elementary provides a variety of activities, clubs, and opportunities to enhance student learning such as Book-It, Kids Get Fit Day, Character Education, Science Day, Math Day, DARE, Field Day, Character Parade, Career Day, Red Ribbon Week, Positive Office Referrals, Pep Squad, Double H Reading Club, Chorus, Running Club and our Gifted and Talented Program. Students also participate as television anchors on the WHHE Morning News Show. This show is viewed daily on classroom SMART Boards.

Each classroom at Hammond Hill sponsors a Classroom Service Learning Project that enriches learning by engaging students in meaningful ways that serve our community. Our students are very active by collecting toys for needy children, collecting canned goods for the Golden Harvest Food Bank and Community Ministries, and providing Easter baskets for homebound senior citizens. Hammond Hill parents are key partners in fostering an environment of excellence and personal achievement.

A strong emphasis has been placed on writing at our school where students attend a computer writing lab to learn more about the Six Trait Writing process. An Author's Tea is held annually in the spring. Parents are invited to the Tea and students read their writings to a captivated audience. With the bee as our mascot, Hammond Hill is buzzing with innovative ideas, technology, and a clear vision that makes HHE the place to "BEE!"

Janet Vaughan, Principal
Joye McCurry, SIC Chairperson

Comprehensive detail, including definitions of ratings, performance criteria, and explanations of status, is available on www.ed.sc.gov and www.eoc.sc.gov as well as school and school district websites.

Printed versions are available from school districts upon request.

Abbreviations Key

N/A Not Applicable N/AV Not Available N/C Not Collected N/R Not Reported I/S Insufficient Sample TBD To be determined

NI Newly Identified CSI Continuing School Improvement CA Corrective Action RP Plan to Restructure R Restructure DELAY School Improvement Status HOLD School Improvement Status