



SC Annual School Report Card Summary

Greendale Elementary
 Aiken County
 Grades: PK-5 Enrollment: 341
 Principal: Sonya Colvin
 Superintendent: Dr. Elizabeth Everitt
 Board Chair: Mrs. Rosemary B. English

PERFORMANCE

Comprehensive detail, including definitions of ratings, performance criteria, and explanations of status, is available on www.ed.sc.gov and www.eoc.sc.gov as well as school and school district websites. Printed versions are available from school districts upon request.

YEAR	ABSOLUTE RATING	GROWTH RATING	PALMETTO GOLD AND SILVER AWARD		ESEA/FEDERAL ACCOUNTABILITY RATING SYSTEM	
			General Performance	Closing the Gap	ESEA Grade	Accountability Indicator
2013	Average	Average	TBD	TBD	C	N/A
2012	Average	Average	N/A	N/A	A	N/A
2011	Average	Good	Silver	N/A	Not Met	N/A

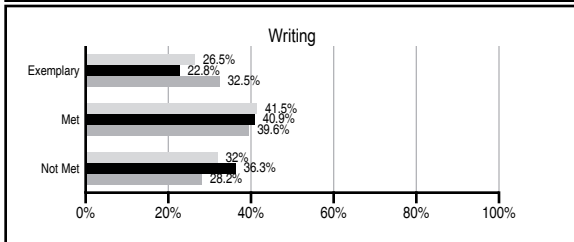
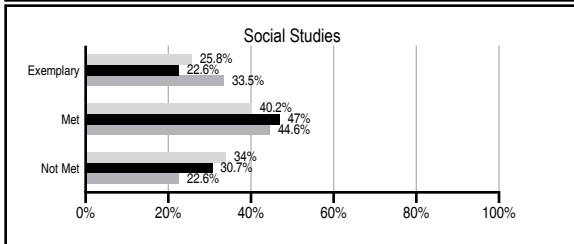
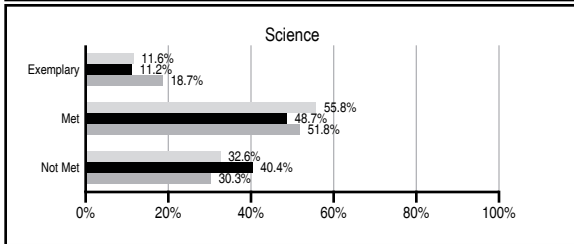
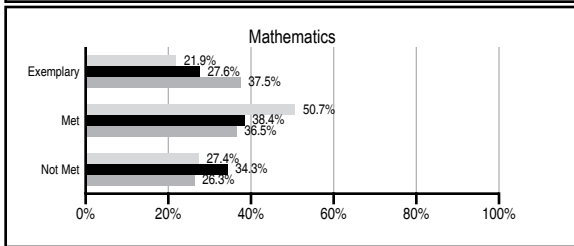
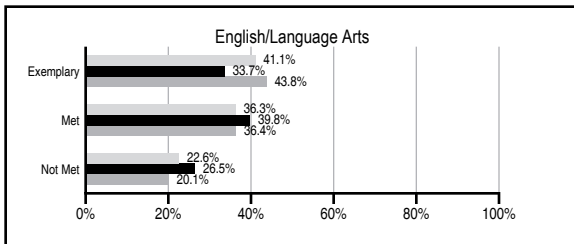
ABSOLUTE RATINGS OF ELEMENTARY SCHOOLS WITH STUDENTS LIKE OURS*

EXCELLENT	GOOD	AVERAGE	BELOW AVERAGE	AT-RISK
9	13	98	21	6

* Ratings are calculated with data available by 11/07/2013. Schools with Students Like Ours are Elementary Schools with Poverty Indices of no more than 5% above or below the index for this school.

PASS PERFORMANCE

Our School
 Elementary Schools with Students Like Ours
 Elementary schools statewide



NAEP PERFORMANCE*

* Performance reported for SC and nation, data not available at school level. Percentages at NAEP Achievement Levels.



SC PERFORMANCE VISION

By 2020 all students will graduate with the knowledge and skills necessary to compete successfully in the global economy, participate in a democratic society and contribute positively as members of families and communities.

Abbreviations Key

N/A Not Applicable N/AV Not Available N/C Not Collected N/R Not Reported I/S Insufficient Sample TBD To be determined

Greendale Elementary [Aiken County]

SCHOOL PROFILE

	Our School	Change from Last Year	Elementary Schools with Students Like Ours	Median Elementary School
Students (n=341)				
Retention rate	2.0%	Up from 0.9%	1.1%	0.9%
Attendance rate	95.9%	Down from 96.1%	95.9%	96.3%
Served by gifted and talented program	3.8%	N/A	4.2%	7.2%
With disabilities	9.3%	N/A	13.8%	12.4%
Older than usual for grade	3.3%	N/A	2.6%	1.9%
Out-of-school suspensions or expulsions for violent and/or criminal offenses	0.0%	No Change	0.0%	0.0%
Teachers (n=30)				
Teachers with advanced degrees	50.0%	Up from 48.4%	60.4%	62.5%
Continuing contract teachers	83.3%	Down from 83.9%	81.6%	83.3%
Teachers returning from previous year	84.9%	Down from 85.7%	86.4%	88.3%
Teacher attendance rate	94.0%	Up from 93.5%	94.7%	95.0%
Average teacher salary*	\$50,793	Up 3.9%	\$47,228	\$48,193
Classes not taught by highly qualified teachers	0.0%	No Change	0.0%	0.0%
Professional development days/teacher	9.4 days	Up from 7.5 days	11.0 days	11.0 days
School				
Principal's years at school	2.0	Up from 1.0	3.0	4.0
Student-teacher ratio in core subjects	22.2 to 1	Up from 21.3 to 1	19.3 to 1	20.1 to 1
Prime instructional time	88.4%	Up from 88.0%	89.5%	90.0%
Opportunities in the arts	Good	No Change	Good	Good
SACS accreditation	Yes	No Change	Yes	Yes
Parents attending conferences	100.0%	No Change	100.0%	100.0%
Character development program	Excellent	No Change	Excellent	Excellent
Dollars spent per pupil**	\$7,992	Up 9.7%	\$7,659	\$7,364
Percent of expenditures for instruction**	69.0%	Down from 69.9%	68.0%	68.0%
Percent of expenditures for teacher salaries**	66.0%	Down from 66.3%	65.0%	66.0%
ESEA composite index score	76.6	Down from 90.0	77.3	88.0

* Length of contract = 185+ days.

** Prior year audited financial data available.

EVALUATION RESULTS

	Teachers	Students*	Parents*
Number of surveys returned	28	47	36
Percent satisfied with learning environment	92.8%	87.2%	77.7%
Percent satisfied with social and physical environment	92.8%	78.7%	78.4%
Percent satisfied with school-home relations	92.8%	87.2%	81.6%

*Only students at the highest elementary school grade level at this school and their parents were included.

Comprehensive detail, including definitions of ratings, performance criteria, and explanations of status, is available on www.ed.sc.gov and www.eoc.sc.gov as well as school and school district websites.

Printed versions are available from school districts upon request.

REPORT OF PRINCIPAL AND SCHOOL IMPROVEMENT COUNCIL

At Greendale Elementary School, we demonstrate our vision of "Guiding and Educating Successful Students" by striving for academic excellence across grade levels and providing opportunities for success to all students. During the 2012-2013 school year, our school served approximately 400 students which included four-year-old kindergarten through 5th grade, a three-year-old Preschoolers Acquiring Language Skills (PALS) class and a class for students with Moderate Mental Disabilities. Our small neighborhood school values the strong relationships established between our school-home-community team.

The faculty and staff at Greendale Elementary are proud of the progress our students made during the 2012-2013 school year. To ensure that students have expanded materials and enriched learning opportunities, our teachers continuously seek additional resources for their students through grants. Greendale also provided a variety of programs during the year that enhanced academic achievement including Reading Recovery for at-risk first grade students and the continued implementation of "Push-In" reading intervention for at-risk first and second grade students. In this program, the Reading Interventionists works alongside the regular classroom teacher to support literacy instruction during the literacy block each day. Our school fully implements the Aiken County district-wide Reading Initiative by providing ninety minutes each day of uninterrupted literacy instruction. This instruction uses research-based structures and strategies in order to effectively teach all students to read at grade level by the end of third grade. Within both the Literacy Block and Math block, teachers provide rigorous instruction that emphasizes cross-content curriculum alignment with South Carolina State Standards, Common Core Standards and technology skills.

During the school year, our students participated in a wide range of activities to both strengthen and enrich their school experience. Opportunities included Accelerated Reader and MAP Incentive programs, Gifted and Talented, Character Education, Field Days, Red Ribbon Week, Field trips and Musical Programs.

At Greendale, our families are important to us. To demonstrate this value, we provide numerous opportunities for families to be a part of our work. Activities include Open House, Looney Tunes Banking, Veterans' Day Program, Donuts for Dads, Muffins for Moms, Goodies for Grandparents, Math Night at Reid's, Monthly Dragon Dialogue Newsletter, Spooky to Be Hungry-Golden Harvest Food Drive, National Lunch Week, Mentoring Program, Spring Carnival, United Way "Be A Bunny" Basket donations and Monthly Family Chick-Fil-A and Moe's Spirit Nights.

These efforts reflect our mission to guide our students within a strong school-parent-community team. We are pleased with our progress and look forward to next year as we continue to guide our students to become successful, life-long learners.

Sonya Colvin, Principal
Amy Bailey, School Improvement Council Chair

Abbreviations Key

N/A Not Applicable N/AV Not Available N/C Not Collected N/R Not Reported I/S Insufficient Sample TBD To be determined

NI Newly Identified CSI Continuing School Improvement CA Corrective Action RP Plan to Restructure R Restructure DELAY School Improvement Status HOLD School Improvement Status