

SC Annual School Report Card Summary

East Aiken School of the Arts
 Aiken County
 Grades: PK-5 Enrollment: 558
 Principal: Lisa A. Fallaw
 Superintendent: Dr. Elizabeth Everitt
 Board Chair: Mrs. Rosemary B. English

PERFORMANCE

Comprehensive detail, including definitions of ratings, performance criteria, and explanations of status, is available on www.ed.sc.gov and www.eoc.sc.gov as well as school and school district websites. Printed versions are available from school districts upon request.

YEAR	ABSOLUTE RATING	GROWTH RATING	PALMETTO GOLD AND SILVER AWARD		ESEA/FEDERAL ACCOUNTABILITY RATING SYSTEM	
			General Performance	Closing the Gap	ESEA Grade	Accountability Indicator
2013	Average	Below Average	TBD	TBD	C	N/A
2012	Average	Average	N/A	Silver	B	N/A
2011	Average	Average	Silver	N/A	Not Met	N/A

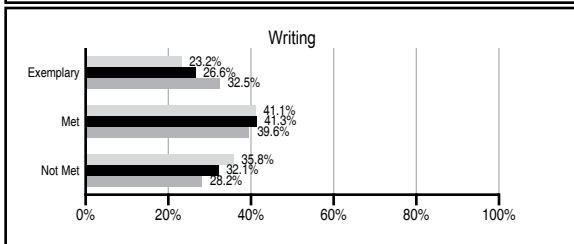
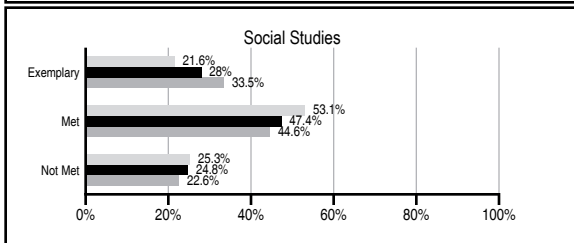
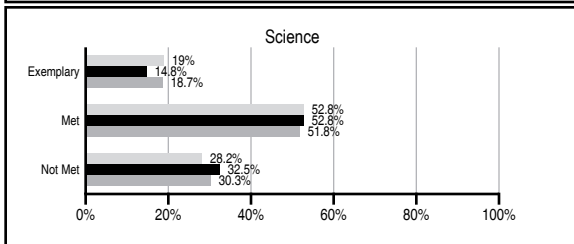
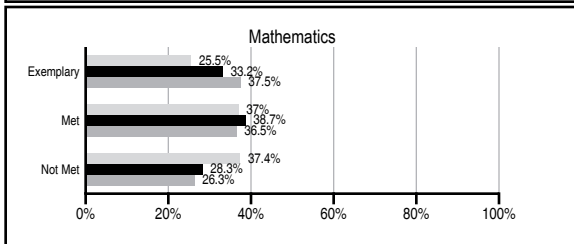
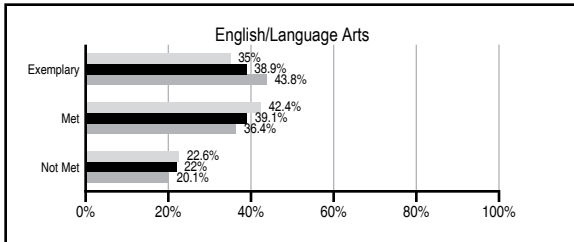
ABSOLUTE RATINGS OF ELEMENTARY SCHOOLS WITH STUDENTS LIKE OURS*

EXCELLENT	GOOD	AVERAGE	BELOW AVERAGE	AT-RISK
14	28	88	6	1

* Ratings are calculated with data available by 11/07/2013. Schools with Students Like Ours are Elementary Schools with Poverty Indices of no more than 5% above or below the index for this school.

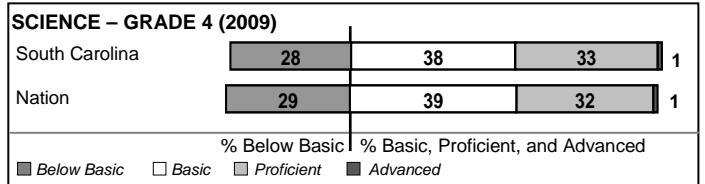

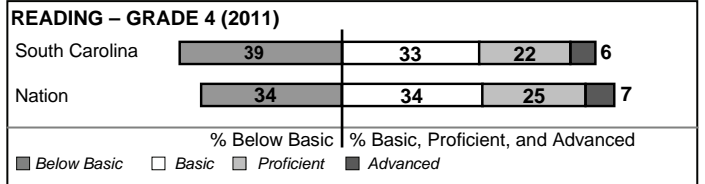
PASS PERFORMANCE

Our School
 Elementary Schools with Students Like Ours
 Elementary schools statewide



NAEP PERFORMANCE*

* Performance reported for SC and nation, data not available at school level. Percentages at NAEP Achievement Levels.



SC PERFORMANCE VISION

By 2020 all students will graduate with the knowledge and skills necessary to compete successfully in the global economy, participate in a democratic society and contribute positively as members of families and communities.

Abbreviations Key

N/A Not Applicable N/AV Not Available N/C Not Collected N/R Not Reported I/S Insufficient Sample TBD To be determined

East Aiken School of the Arts [Aiken County]

SCHOOL PROFILE

	Our School	Change from Last Year	Elementary Schools with Students Like Ours	Median Elementary School
Students (n=558)				
Retention rate	0.7%	Up from 0.2%	1.1%	0.9%
Attendance rate	95.2%	Down from 95.6%	96.0%	96.3%
Served by gifted and talented program	5.0%	N/A	5.9%	7.2%
With disabilities	11.5%	N/A	14.0%	12.4%
Older than usual for grade	2.3%	N/A	2.4%	1.9%
Out-of-school suspensions or expulsions for violent and/or criminal offenses	0.9%	Up from 0.0%	0.0%	0.0%
Teachers (n=39)				
Teachers with advanced degrees	51.3%	Down from 55.6%	61.4%	62.5%
Continuing contract teachers	82.1%	Down from 91.7%	83.8%	83.3%
Teachers returning from previous year	89.3%	Up from 85.3%	88.5%	88.3%
Teacher attendance rate	96.2%	No Change	94.7%	95.0%
Average teacher salary*	\$46,673	Down 0.7%	\$47,888	\$48,193
Classes not taught by highly qualified teachers	0.0%	No Change	0.0%	0.0%
Professional development days/teacher	9.9 days	Down from 11.9 days	11.4 days	11.0 days
School				
Principal's years at school	1.0	Down from 10.0	4.0	4.0
Student-teacher ratio in core subjects	20.6 to 1	Down from 22.9 to 1	19.9 to 1	20.1 to 1
Prime instructional time	90.3%	No Change	89.6%	90.0%
Opportunities in the arts	Excellent	No Change	Good	Good
SACS accreditation	Yes	No Change	Yes	Yes
Parents attending conferences	100.0%	No Change	100.0%	100.0%
Character development program	Excellent	No Change	Excellent	Excellent
Dollars spent per pupil**	\$7,183	Up 6.2%	\$7,384	\$7,364
Percent of expenditures for instruction**	68.0%	Down from 71.3%	68.0%	68.0%
Percent of expenditures for teacher salaries**	64.0%	Down from 68.5%	65.0%	66.0%
ESEA composite index score	71.6	Down from 82.8	84.9	88.0

* Length of contract = 185+ days.

** Prior year audited financial data available.

EVALUATION RESULTS

	Teachers	Students*	Parents*
Number of surveys returned	36	83	46
Percent satisfied with learning environment	97.2%	83.1%	87%
Percent satisfied with social and physical environment	100%	84.7%	91.1%
Percent satisfied with school-home relations	86.1%	88.1%	93.6%

*Only students at the highest elementary school grade level at this school and their parents were included.

Comprehensive detail, including definitions of ratings, performance criteria, and explanations of status, is available on www.ed.sc.gov and www.eoc.sc.gov as well as school and school district websites.

Printed versions are available from school districts upon request.

REPORT OF PRINCIPAL AND SCHOOL IMPROVEMENT COUNCIL

East Aiken School of the Arts is a Title I school which currently houses over 600 students in pre-kindergarten through fifth grade. The mission of East Aiken School of the Arts is to accommodate differences, reveal a passion for learning, teach appreciation, and stimulate creativity. We are a family-friendly community school with an emphasis on academics, arts, and character development. East Aiken School of the Arts is an Arts in Basic Curriculum Site and the recipient of a Distinguished Arts Program Grant.

Student achievement continues to be our main focus at East Aiken School of the Arts. Our faculty works collaboratively to ensure continuity of learning across and within grade levels. Arts-integrated instruction is the backbone of our daily instructional practices. Although scheduling common planning time between arts and grade level teachers continues to be a challenge, the arts integration team works with classroom teachers to develop and implement strategies in visual arts, music, dance, and theatre to facilitate the expansion of the arts into classroom academics. In addition, our School Intervention Team continues to assist teachers with analyzing data to determine academic and behavioral needs of all students, recommend appropriate research-based strategies, and support on-going progress monitoring in order to improve instruction.

During the 2012-13 school year, we continued to successfully expand our innovative arts programs. With private donations, we were able to offer one semester of strings instruction during the school day. Support from the community continues to help us grow and sustain our programs over time. Enrollment in our strings program has almost doubled since we first started, our dance program has expanded to include ballet, and our steel sculpture class in gaining community support through private donations for community sponsored sculpture initiatives.

Some proud moments for East Aiken School of the Arts during the 2012-2013 school year were: receiving the Palmetto Silver award for closing the achievement gap in student performance on PASS, student art displayed at Aiken Center for the Arts and the Aiken Mall, donated four students' artwork to the South Carolina Department of Education permanent art collection, featured on SC ETV's ARTiculation Alive, our chorus sang at the Chancellor's Christmas Party at USC Aiken, 5th grade student placed 2nd in the Aiken County Spelling Bee, awarded \$4,250 in SRNS Innovative Teaching Mini Grants, awarded two Public Education Partners Projects of the Month grants totaling \$1,125, awarded a Savannah River Remediation STAR grant for \$1,000, and students read 24,358 books surpassing the school's year goal of 23,000 books.

With the full support of our School Improvement Council, parents, teachers, and the community, we look forward to continuing on our journey of Striving for Academic Excellence through the Arts.

Lisa A. Fallaw, Principal
Cassie Barnhill, SIC Chairperson

Abbreviations Key

N/A Not Applicable N/AV Not Available N/C Not Collected N/R Not Reported I/S Insufficient Sample TBD To be determined
NI Newly Identified CSI Continuing School Improvement CA Corrective Action RP Plan to Restructure R Restructure DELAY School Improvement Status HOLD School Improvement Status