



# SC Annual School Report Card Summary

Clearwater Elementary  
 Aiken County  
 Grades: PK-5 Enrollment: 418  
 Principal: Trey Laube  
 Superintendent: Dr. Elizabeth Everitt  
 Board Chair: Mrs. Rosemary B. English

## PERFORMANCE

Comprehensive detail, including definitions of ratings, performance criteria, and explanations of status, is available on [www.ed.sc.gov](http://www.ed.sc.gov) and [www.eoc.sc.gov](http://www.eoc.sc.gov) as well as school and school district websites. Printed versions are available from school districts upon request.

YEAR	ABSOLUTE RATING	GROWTH RATING	PALMETTO GOLD AND SILVER AWARD		ESEA/FEDERAL ACCOUNTABILITY RATING SYSTEM	
			General Performance	Closing the Gap	ESEA Grade	Accountability Indicator
2013	Average	Below Average	TBD	TBD	F	N/A
2012	Average	Average	N/A	N/A	B	Reward
2011	Average	Average	Silver	N/A	Met	N/A

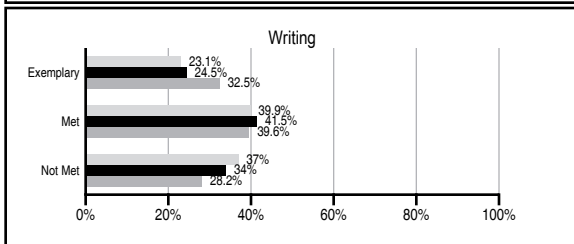
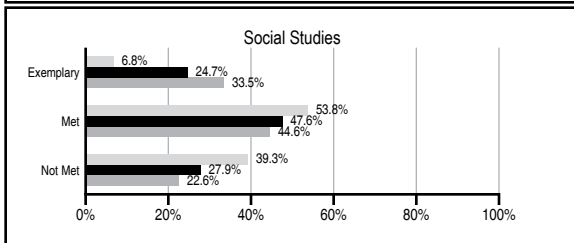
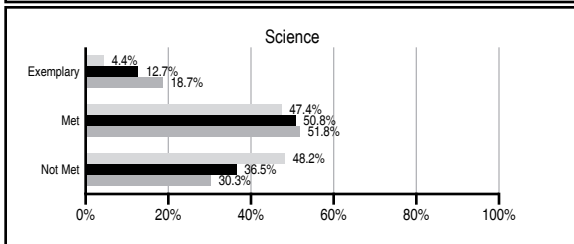
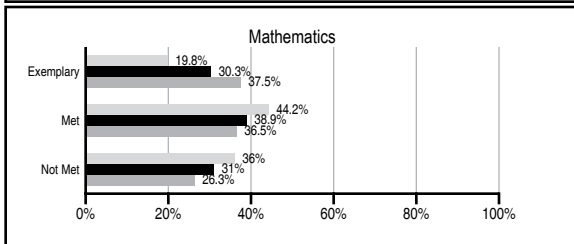
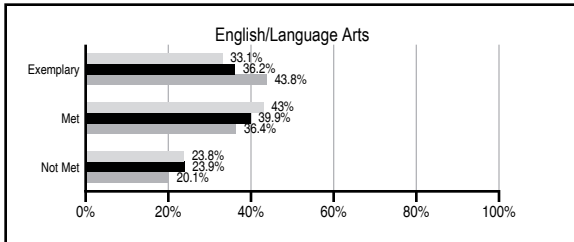
## ABSOLUTE RATINGS OF ELEMENTARY SCHOOLS WITH STUDENTS LIKE OURS\*

EXCELLENT	GOOD	AVERAGE	BELOW AVERAGE	AT-RISK
10	20	95	13	1

\* Ratings are calculated with data available by 11/07/2013. Schools with Students Like Ours are Elementary Schools with Poverty Indices of no more than 5% above or below the index for this school.

## PASS PERFORMANCE

Our School  
 Elementary Schools with Students Like Ours  
 Elementary schools statewide



## NAEP PERFORMANCE\*

\* Performance reported for SC and nation, data not available at school level. Percentages at NAEP Achievement Levels.



## SC PERFORMANCE VISION

*By 2020 all students will graduate with the knowledge and skills necessary to compete successfully in the global economy, participate in a democratic society and contribute positively as members of families and communities.*

### Abbreviations Key

N/A Not Applicable N/AV Not Available N/C Not Collected N/R Not Reported I/S Insufficient Sample TBD To be determined

# Clearwater Elementary [Aiken County]

## SCHOOL PROFILE

	Our School	Change from Last Year	Elementary Schools with Students Like Ours	Median Elementary School
<b>Students (n=418)</b>				
Retention rate	0.5%	Up from 0.0%	1.2%	0.9%
Attendance rate	96.0%	Down from 96.6%	96.0%	96.3%
Served by gifted and talented program	4.0%	N/A	4.9%	7.2%
With disabilities	7.5%	N/A	14.1%	12.4%
Older than usual for grade	2.2%	N/A	2.6%	1.9%
Out-of-school suspensions or expulsions for violent and/or criminal offenses	0.0%	No Change	0.0%	0.0%
<b>Teachers (n=31)</b>				
Teachers with advanced degrees	58.1%	Down from 61.3%	61.3%	62.5%
Continuing contract teachers	83.9%	No Change	83.3%	83.3%
Teachers returning from previous year	91.7%	Down from 91.8%	87.7%	88.3%
Teacher attendance rate	95.2%	Up from 94.4%	94.7%	95.0%
Average teacher salary*	\$48,023	Up 0.5%	\$47,424	\$48,193
Classes not taught by highly qualified teachers	0.0%	Down from 3.8%	0.0%	0.0%
Professional development days/teacher	12.7 days	Up from 9.3 days	11.0 days	11.0 days
<b>School</b>				
Principal's years at school	3.0	Up from 2.0	4.0	4.0
Student-teacher ratio in core subjects	19.1 to 1	Up from 18.7 to 1	19.8 to 1	20.1 to 1
Prime instructional time	90.3%	Up from 88.8%	89.5%	90.0%
Opportunities in the arts	Good	No Change	Good	Good
SACS accreditation	Yes	No Change	Yes	Yes
Parents attending conferences	99.2%	Down from 99.8%	100.0%	100.0%
Character development program	Excellent	Up from Good	Excellent	Excellent
Dollars spent per pupil**	\$7,272	Up 3.0%	\$7,511	\$7,364
Percent of expenditures for instruction**	70.0%	Down from 72.3%	68.0%	68.0%
Percent of expenditures for teacher salaries**	68.0%	Down from 70.0%	65.0%	66.0%
ESEA composite index score	50.9	Down from 81.4	82.3	88.0

\* Length of contract = 185+ days.

\*\* Prior year audited financial data available.

## EVALUATION RESULTS

	Teachers	Students*	Parents*
Number of surveys returned	32	70	27
Percent satisfied with learning environment	100.1%	84.3%	66.6%
Percent satisfied with social and physical environment	96.9%	82.8%	78.6%
Percent satisfied with school-home relations	87.6%	84%	77.8%

\*Only students at the highest elementary school grade level at this school and their parents were included.

## REPORT OF PRINCIPAL AND SCHOOL IMPROVEMENT COUNCIL

Clearwater Elementary stresses the importance of strong academics and character. In 2012-2013 we continue our focus on the District's Reading Initiative, forming essential questions, forming learning objectives, implementing guided math, data teams, Common Core State Standards and professional development in writing across the curriculum.

In an effort to meet students' individual needs, the following programs were implemented this school year: certified tutors for math and English from grades 1-5, professional development days for teachers to administer Dominie and to analyze MAP test data, Compass Learning program that is web based and allows students to work on their level both from school and home, Reading Eggs for our 4K, 5K and ESOL that assists in learning to read, Instructional Coach, Reading Interventionist, and RTI for over 150 students per week in the areas of math and reading.

Clearwater Elementary recognizes and rewards students for academic and social improvements by giving the following student incentives: quarterly Nine Weeks' Awards, monthly Best Effort Awards, AR Awards, and incentive parties for MAP and PASS tests.

Teachers were involved in the following professional development training this year: Dominie training, MAP training, Compass Learning training, Rigor and Engagement, Common Core, refresher of District's Literacy Model and other instructional ideas on the eight Early Release Days.

To encourage parent participation and involvement this year we offered: Fall Carnival sponsored by PTA, ESOL reading nights, quarterly awards programs, Veterans' Day Program, Muffins for Mom and Donuts for Dad, Box Tops for Education, Campbell Soup Labels for Education, Authors' Tea, Family Movie Nights, Winter Culture Program, Literacy Night, Clearwater Talent Show, Santa Shop and a Book Parade.

Student participation in community and character education events this year included the Good News Club, 4th and 5th grade chorus, Domino's Pizza, Laces For Love, Morgan's Toys, Recycling Ink cartridges, Box Tops for Education, Family Movie Nights, Campbell Soup Labels and Recycling Capri Suns.

Clearwater Elementary School is very proud of the academic and social improvements that are demonstrated on a daily basis by our students, parents, faculty and staff. We are very appreciative of our PTA for their hard work and devotion to Clearwater Elementary as well as their commitment to our students' education.

Trey Laube, Principal  
Amy Johnson, SIC Chair

Comprehensive detail, including definitions of ratings, performance criteria, and explanations of status, is available on [www.ed.sc.gov](http://www.ed.sc.gov) and [www.eoc.sc.gov](http://www.eoc.sc.gov) as well as school and school district websites.

Printed versions are available from school districts upon request.

### Abbreviations Key

N/A Not Applicable N/AV Not Available N/C Not Collected N/R Not Reported I/S Insufficient Sample TBD To be determined  
NI Newly Identified CSI Continuing School Improvement CA Corrective Action RP Plan to Restructure R Restructure DELAY School Improvement Status HOLD School Improvement Status