



SC Annual School Report Card Summary

J. D. Lever Elementary School
 Aiken County
 Grades: PK-5 Enrollment: 560
 Principal: Renee Mack
 Superintendent: Dr. Elizabeth Everitt
 Board Chair: Mrs. Rosemary B. English

PERFORMANCE

Comprehensive detail, including definitions of ratings, performance criteria, and explanations of status, is available on www.ed.sc.gov and www.eoc.sc.gov as well as school and school district websites. Printed versions are available from school districts upon request.

YEAR	ABSOLUTE RATING	GROWTH RATING	PALMETTO GOLD AND SILVER AWARD		ESEA/FEDERAL ACCOUNTABILITY RATING SYSTEM	
			General Performance	Closing the Gap	ESEA Grade	Accountability Indicator
2013	Average	Below Average	TBD	TBD	C	Focus
2012	Average	Below Average	N/A	N/A	B	Focus
2011	Average	Average	Silver	N/A	Not Met	N/A

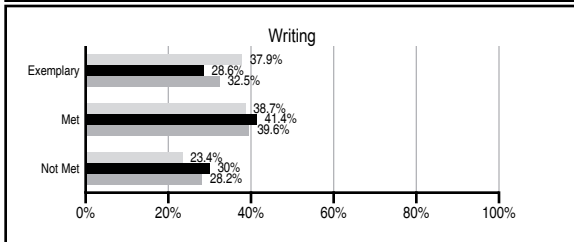
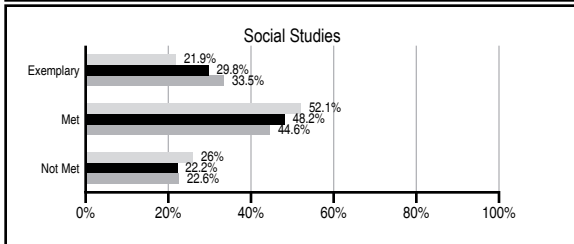
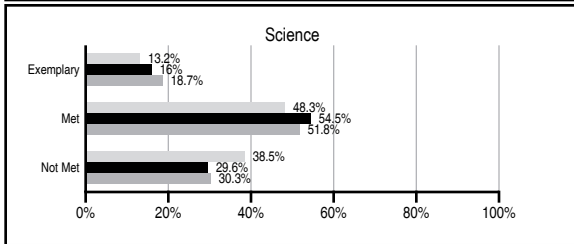
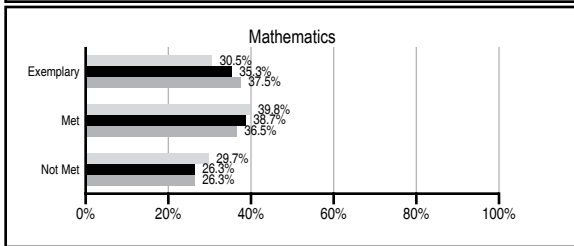
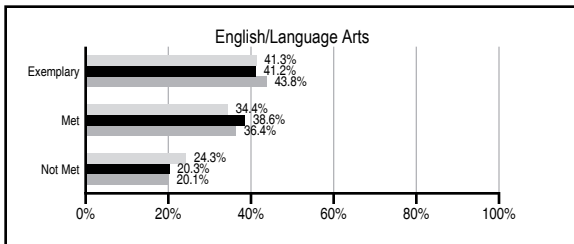
ABSOLUTE RATINGS OF ELEMENTARY SCHOOLS WITH STUDENTS LIKE OURS*

EXCELLENT	GOOD	AVERAGE	BELOW AVERAGE	AT-RISK
11	42	64	3	1

* Ratings are calculated with data available by 11/07/2013. Schools with Students Like Ours are Elementary Schools with Poverty Indices of no more than 5% above or below the index for this school.

PASS PERFORMANCE

Our School
 Elementary Schools with Students Like Ours
 Elementary schools statewide



NAEP PERFORMANCE*

* Performance reported for SC and nation, data not available at school level. Percentages at NAEP Achievement Levels.



SC PERFORMANCE VISION

By 2020 all students will graduate with the knowledge and skills necessary to compete successfully in the global economy, participate in a democratic society and contribute positively as members of families and communities.

Abbreviations Key

N/A Not Applicable N/AV Not Available N/C Not Collected N/R Not Reported I/S Insufficient Sample TBD To be determined

J. D. Lever Elementary School [Aiken County]

SCHOOL PROFILE

	Our School	Change from Last Year	Elementary Schools with Students Like Ours	Median Elementary School
Students (n=560)				
Retention rate	0.7%	Down from 1.2%	1.1%	0.9%
Attendance rate	95.7%	Down from 96.0%	96.1%	96.3%
Served by gifted and talented program	6.7%	N/A	7.2%	7.2%
With disabilities	12.8%	N/A	14.1%	12.4%
Older than usual for grade	1.8%	N/A	2.4%	1.9%
Out-of-school suspensions or expulsions for violent and/or criminal offenses	0.0%	No Change	0.0%	0.0%
Teachers (n=39)				
Teachers with advanced degrees	59.0%	Down from 61.5%	61.5%	62.5%
Continuing contract teachers	87.2%	Down from 97.4%	84.8%	83.3%
Teachers returning from previous year	89.3%	Down from 90.9%	89.0%	88.3%
Teacher attendance rate	94.3%	Down from 95.5%	94.6%	95.0%
Average teacher salary*	\$48,796	Up 0.2%	\$48,551	\$48,193
Classes not taught by highly qualified teachers	0.0%	No Change	0.0%	0.0%
Professional development days/teacher	10.8 days	Down from 11.4 days	11.5 days	11.0 days
School				
Principal's years at school	15.0	Up from 14.0	4.0	4.0
Student-teacher ratio in core subjects	19.9 to 1	Down from 22.5 to 1	20.0 to 1	20.1 to 1
Prime instructional time	89.3%	Down from 90.6%	89.6%	90.0%
Opportunities in the arts	Good	No Change	Good	Good
SACS accreditation	Yes	No Change	Yes	Yes
Parents attending conferences	99.1%	Up from 96.4%	100.0%	100.0%
Character development program	Excellent	No Change	Excellent	Excellent
Dollars spent per pupil**	\$7,418	Up 4.7%	\$7,418	\$7,364
Percent of expenditures for instruction**	70.0%	Down from 72.4%	67.0%	68.0%
Percent of expenditures for teacher salaries**	65.0%	Down from 69.3%	65.0%	66.0%
ESEA composite index score	75.4	Down from 84.6	87.3	88.0

* Length of contract = 185+ days.

** Prior year audited financial data available.

EVALUATION RESULTS

	Teachers	Students*	Parents*
Number of surveys returned	37	74	44
Percent satisfied with learning environment	97.3%	91.9%	90.9%
Percent satisfied with social and physical environment	100%	92%	91.2%
Percent satisfied with school-home relations	100%	93.4%	88.9%

*Only students at the highest elementary school grade level at this school and their parents were included.

Comprehensive detail, including definitions of ratings, performance criteria, and explanations of status, is available on www.ed.sc.gov and www.eoc.sc.gov as well as school and school district websites.

Printed versions are available from school districts upon request.

REPORT OF PRINCIPAL AND SCHOOL IMPROVEMENT COUNCIL

J. D. Lever Elementary is a family-friendly school that involves all stakeholders in the education of children. Our main focus is student achievement with an emphasis on character development. Our students are assessed using Compass Learning, MAP, Dominie and PASS to identify strengths and weaknesses of the individual student. Students qualifying in K5, first, and second grades participated in Reading Recovery and a Reading Intervention Program. Identified students in third, fourth, and fifth grades received extra instruction in Math and Reading.

Dr. Zais, State Superintendent of Education, visited our school to discuss our instructional programs focused on Common Core State Standards, ninety minutes of uninterrupted instruction for reading daily, monthly early release days for students so the faculty and staff can participate in professional development, our Professional Development School Program and the Student Intervention Team which identifies struggling students who need additional help.

We implemented the "Bucket Fillers" character education program school wide this year with our students, faculty and staff. The program emphasizes actions or words that show you care about others by saying or doing something kind, giving a smile, showing respect, helping without being asked and giving compliments. The language of bucket filling has become synonymous with being kind and thoughtful.

Working in conjunction with USC-Aiken through the on-site Professional Development School Program (PDS), college students were provided "real life" experiences in working with elementary students in classroom settings. The PDS Program also offered individual assistance to the students, special training and support for the faculty and unique teaching experiences for our "future teachers".

In continued support of our Nation's endeavor to improve the health of adolescents, we continued The National Archery in the Schools Program and The First Tee of Aiken Golf Program with our students. The "Backpack Program" sponsored by the Golden Harvest Food Bank and community businesses, continued to provide healthy weekend snacks for identified at-risk students.

I am proud of the accomplishments and the successes during the 2012-2013 school year. Our school's success can be attributed to: academic programs, data-driven decision-making, positive home-school connections, professional development, Student Intervention Team (SIT), active PTO, School Improvement Council (SIC), enhanced technology in the classroom, district support, teacher collaboration and team work. As a school community, we accept the challenge to strive for academic excellence and to not only meet the needs of all students, but to provide opportunities for them to excel.

Mrs. Renee Mack, Principal
Mrs. Julie Corbett, School Improvement Chairperson

Abbreviations Key

N/A Not Applicable N/AV Not Available N/C Not Collected N/R Not Reported I/S Insufficient Sample TBD To be determined

NI Newly Identified CSI Continuing School Improvement CA Corrective Action RP Plan to Restructure R Restructure DELAY School Improvement Status HOLD School Improvement Status