



SC Annual School Report Card Summary

Belvedere Elementary
 Aiken County
 Grades: PK-5 Enrollment: 581
 Principal: Alison Churm
 Superintendent: Dr. Elizabeth Everitt
 Board Chair: Mrs. Rosemary B. English

PERFORMANCE

Comprehensive detail, including definitions of ratings, performance criteria, and explanations of status, is available on www.ed.sc.gov and www.eoc.sc.gov as well as school and school district websites. Printed versions are available from school districts upon request.

YEAR	ABSOLUTE RATING	GROWTH RATING	PALMETTO GOLD AND SILVER AWARD		ESEA/FEDERAL ACCOUNTABILITY RATING SYSTEM	
			General Performance	Closing the Gap	ESEA Grade	Accountability Indicator
2013	Good	Average	TBD	TBD	A	N/A
2012	Good	Excellent	Gold	N/A	B	N/A
2011	Average	Good	Silver	N/A	Not Met	N/A

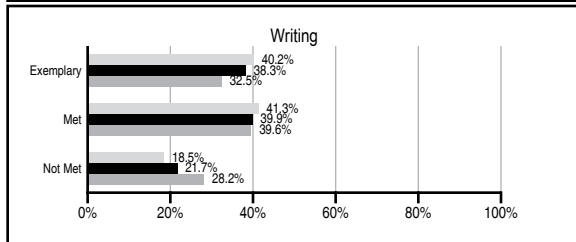
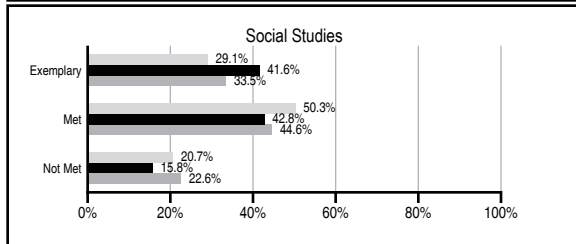
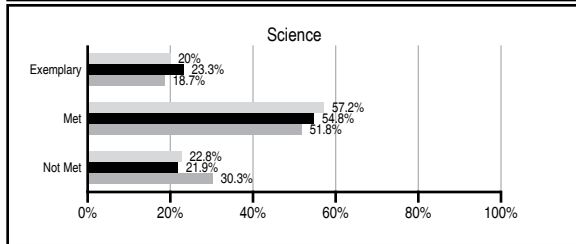
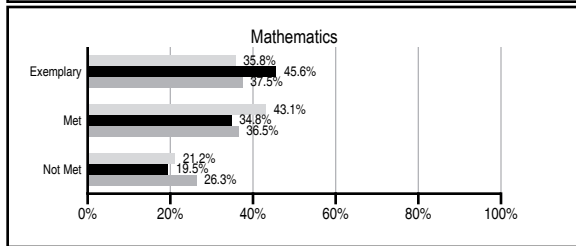
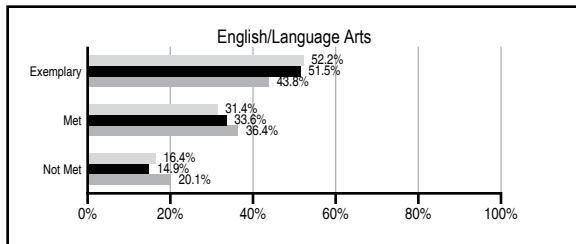
ABSOLUTE RATINGS OF ELEMENTARY SCHOOLS WITH STUDENTS LIKE OURS*

EXCELLENT	GOOD	AVERAGE	BELOW AVERAGE	AT-RISK
42	36	10	0	1

* Ratings are calculated with data available by 11/07/2013. Schools with Students Like Ours are Elementary Schools with Poverty Indices of no more than 5% above or below the index for this school.

PASS PERFORMANCE

Our School Elementary Schools with Students Like Ours Elementary schools statewide



NAEP PERFORMANCE*

* Performance reported for SC and nation, data not available at school level. Percentages at NAEP Achievement Levels.



SC PERFORMANCE VISION

By 2020 all students will graduate with the knowledge and skills necessary to compete successfully in the global economy, participate in a democratic society and contribute positively as members of families and communities.

Abbreviations Key

N/A Not Applicable N/AV Not Available N/C Not Collected N/R Not Reported I/S Insufficient Sample TBD To be determined

Belvedere Elementary [Aiken County]

SCHOOL PROFILE

	Our School	Change from Last Year	Elementary Schools with Students Like Ours	Median Elementary School
Students (n=581)				
Retention rate	1.4%	Up from 0.9%	0.8%	0.9%
Attendance rate	96.2%	Down from 96.7%	96.4%	96.3%
Served by gifted and talented program	8.5%	N/A	9.7%	7.2%
With disabilities	10.1%	N/A	11.6%	12.4%
Older than usual for grade	3.0%	N/A	1.4%	1.9%
Out-of-school suspensions or expulsions for violent and/or criminal offenses	0.0%	No Change	0.0%	0.0%
Teachers (n=39)				
Teachers with advanced degrees	59.0%	Down from 61.5%	65.1%	62.5%
Continuing contract teachers	82.1%	Down from 87.2%	86.8%	83.3%
Teachers returning from previous year	90.2%	Down from 91.4%	89.7%	88.3%
Teacher attendance rate	95.6%	Up from 94.9%	95.1%	95.0%
Average teacher salary*	\$50,887	Up 4.3%	\$49,585	\$48,193
Classes not taught by highly qualified teachers	0.0%	No Change	0.0%	0.0%
Professional development days/teacher	10.7 days	Up from 10.1 days	12.0 days	11.0 days
School				
Principal's years at school	4.0	Up from 3.0	6.0	4.0
Student-teacher ratio in core subjects	21.5 to 1	Down from 21.6 to 1	20.8 to 1	20.1 to 1
Prime instructional time	90.6%	Down from 90.7%	90.4%	90.0%
Opportunities in the arts	Good	No Change	Good	Good
SACS accreditation	Yes	No Change	Yes	Yes
Parents attending conferences	100.0%	No Change	100.0%	100.0%
Character development program	Excellent	No Change	Excellent	Excellent
Dollars spent per pupil**	\$6,955	Up 5.7%	\$6,964	\$7,364
Percent of expenditures for instruction**	74.0%	Down from 75.7%	69.0%	68.0%
Percent of expenditures for teacher salaries**	70.0%	Down from 73.7%	67.0%	66.0%
ESEA composite index score	96.3	Up from 84.5	90.9	88.0

* Length of contract = 185+ days.

** Prior year audited financial data available.

EVALUATION RESULTS

	Teachers	Students*	Parents*
Number of surveys returned	43	93	65
Percent satisfied with learning environment	93.1%	81.8%	83.1%
Percent satisfied with social and physical environment	90.7%	78.1%	78.8%
Percent satisfied with school-home relations	97.7%	90.3%	77.3%

*Only students at the highest elementary school grade level at this school and their parents were included.

REPORT OF PRINCIPAL AND SCHOOL IMPROVEMENT COUNCIL

Belvedere Elementary School's motto is to "Live, Love, Learn, and Leave a Legacy. As teachers, parents and staff we embrace this by asking our students to live each day doing their best, to love and care for others, learn by working hard in school, and share our legacy by reaching out to our community. This mantra is evident in all we do and can be seen through the accolades received by our school. Belvedere has continuously received Palmetto Sliver Awards and this year we were the proud recipients of a Palmetto Gold Award for overall student achievement. We are also a Red Carpet Winner. Belvedere is proud to have three Golden Apple teachers on our staff as well as numerous grant recipients from Savannah River Nuclear Solutions and North Augusta Arts Council. We are proud to partner with Golden Harvest Food Bank, North Augusta Public Safety (DARE), United Way, Aiken Barnwell Mental Health, and our local churches to provide assistance for our students and staff.

Our goal is to help each child reach his/her maximum potential through high expectations and the development of critical thinking skills. Our students performed well on PASS in the spring of 2011, allowing us to meet Adequate Yearly Progress (AYP). Belvedere was also named a Palmetto Gold Award Winner for the first year. The addition of a curriculum coach to our staff and the continued diligence of our Student Support Team to school-wide intervention have allowed our teachers to examine our strengths and weaknesses to improve instruction. It has also provided very specialized assistance for some students in need. Exciting events and projects engage our students throughout the year. Our teachers spent a great deal of time this year in staff development on our "Early Release Days". The focus of this training was on Common Core instruction. All of this training and support has been evident through an increase in our MAP scores this year. One of our goals this year has been to improve technology throughout the building. Both of our computer labs have been completely updated with new computers. The entire building is wireless. We have ten new "short throw projectors" ...these mount on the wall and are safer in our classrooms. We have purchased fifteen netbooks that are in all third through fifth grade classes to be used as learning stations. We are planning for next year to continue to update our projectors and also to purchase a class set of iPods.

Extended hours for learning and social development are provided daily by The Sunshine House's QuestZone Afterschool Program.

Our parents and community continue to support us daily. The Belvedere PTO and School Improvement Council support our school through events such as PTO FALL Carnival, school grounds beautification day, Teacher Appreciation Week, Teacher Welcome Back Breakfast, Student Appreciation, and Teacher Mini-Grant Program. Our PTO has contributed over \$9,000.00 to support our students and teachers.

This year Belvedere Elementary continues our "Red Carpet" tradition by providing effective customer service to all of our stakeholders. The "Bears" are proud to call BES their home as we strive to INSPIRE EXCELLENCE and make our school the best place to learn and grow!

Alison Churm, Principal
Janice Harley, SIC Chairman

Comprehensive detail, including definitions of ratings, performance criteria, and explanations of status, is available on www.ed.sc.gov and www.eoc.sc.gov as well as school and school district websites.

Printed versions are available from school districts upon request.

Abbreviations Key

N/A Not Applicable N/AV Not Available N/C Not Collected N/R Not Reported I/S Insufficient Sample TBD To be determined

NI Newly Identified CSI Continuing School Improvement CA Corrective Action RP Plan to Restructure R Restructure DELAY School Improvement Status HOLD School Improvement Status