



SC Annual School Report Card Summary

Applied Technology Center
 Grades: Enrollment: 1,734
 Director: Don Gillman
 Board Chair: Jim Vining
 Superintendent: Dr. Lynn P. Moody

PERFORMANCE

Comprehensive detail, including definitions of ratings, performance criteria, and explanations of status, is available on www.ed.sc.gov and www.eoc.sc.gov as well as school and school district websites. Printed versions are available from school districts upon request.

YEAR	ABSOLUTE RATING	GROWTH RATING	PALMETTO GOLD AND SILVER AWARD		ESEA/FEDERAL ACCOUNTABILITY RATING SYSTEM	
			General Performance	Closing the Gap	ESEA Grade	Accountability Indicator
2013	Good	Good	TBD	TBD	Met	N/A
2012	Excellent	Average	Gold	N/A	Met	N/A
2011	Good	Below Average	N/A	N/A	Met	N/A

ABSOLUTE RATINGS OF CAREER CENTERS IN SC*

EXCELLENT	GOOD	AVERAGE	BELOW AVERAGE	AT-RISK
23	9	4	2	1

* Ratings are calculated with data available by 11/21/2013. All Career Centers in South Carolina are included.

TECHNICAL SKILL ATTAINMENT

The percentage of students enrolled in career and technology courses at a center who earn a 2.0 or above on the final course grade.

Our Center		State Center Average (%)	
n	%	n	%
1476	91.7%		89.4%

GRADUATION RATE

The number of 12th grade career technology education students who graduate in the spring is divided by the number of 12th graders enrolled in the center and converted to a percentage.

Our Center		State Center Average (%)	
n	%	n	%
425	97.4%		94.9%




PLACEMENT RATE

The number of career and technology completers who are available for placement in postsecondary instruction, military services, or employment is divided into the number of students over a three-year period who are actually placed and converted to a percentage. This criterion mirrors the Perkins standard.

Our Center		State Center Average (%)	
n	%	n	%
403	96.8%		96.5%

NAEP PERFORMANCE*

* Performance reported for SC and nation, data not available at school level. Percentages at NAEP Achievement Levels.



SC PERFORMANCE VISION

By 2020 all students will graduate with the knowledge and skills necessary to compete successfully in the global economy, participate in a democratic society and contribute positively as members of families and communities.

Abbreviations Key

N/A Not Applicable N/AV Not Available N/C Not Collected N/R Not Reported I/S Insufficient Sample TBD To be determined

Applied Technology Center [York 3 - Rock Hill]

SCHOOL PROFILE

	Our Center	Change from Last Year	Median Career Center
Students (n=1,734)			
Career/technology students in co-curricular organizations	N/A	N/A	16.2%
Enrollment in career/technology courses	1734	Down from 1820	620
Students participating in work-based experiences	N/A	N/A	14.9%
Teachers (n=23)			
Teachers with advanced degrees	21.7%	Up from 18.5%	26.0%
Continuing contract teachers	69.6%	Up from 55.6%	78.7%
Teachers returning from previous year	90.2%	Down from 92.5%	90.6%
Teacher attendance rate	N/R	N/R	95.1%
Average teacher salary*	\$48,375	Down 0.4%	\$48,591
Professional development days/teacher	N/R	N/R	12.7 days
Center			
Director's years at Center	N/R	N/R	7.0
Dollars spent per pupil**	\$1,399	Up 9.3%	\$3,188
Percent of expenditures for teacher salaries**	58.0%	Down from 60.4%	58.5%
Percent of expenditures for instruction**	71.0%	Up from 69.0%	66.5%
Parents attending conferences	N/R	N/R	81.9%

* Length of contract = 185+ days.

** Prior year audited financial data available.

EVALUATION RESULTS

	Teachers	Students*	Parents*
Number of surveys returned	23	246	33
Percent satisfied with learning environment	95.7%	91.9%	90.9%
Percent satisfied with social and physical environment	100%	87.4%	71.4%
Percent satisfied with school-home relations	82.6%	87.4%	80%

* Only eleventh grade students and their parents were included.

REPORT OF DIRECTOR AND SCHOOL IMPROVEMENT COUNCIL

Dear Parent / Guardian: Rock Hill School District's Applied Technology Center (ATC) provides career and technical education programs of study for students enrolled at either of the district's three high schools... Northwestern, Rock Hill, or South Pointe High School. ATC is fully accredited by the Southern Association of Colleges and Schools, and offers a variety of career-based courses; such as, Pre-Engineering, Industrial Trades Technology, Culinary Arts, Videography and Editing, Digital Art and Design, Graphic Design and Printing, Cosmetology, Fundamentals of Teaching, Medical Science Technology, Marketing, Personal Finance, Pharmacology, Architectural Drafting, Landscape Design, Turf Management, and our newest program Material Handling and Logistics. Exposure to these career related courses provide our students with both theory and practical experiences from which to make informed decisions regarding their eventual career path, as well as the post secondary experience necessary to achieve their career goals. Making career decisions after high school can be extremely costly in terms of time and expense. By taking courses at ATC students may graduate from high school with a more definitive education plan beyond high school, and a greater likelihood of deciding on and achieving their career goal. Our students are placed in learning environments that reflect the 21st century work-place; therefore, preparing them for immediate success in careers of the future. ATC is proud to partner with York Technical College and Winthrop University to offer courses that align curriculum and course requirements with compatible courses at each respective school of higher learning. Participation in the Early College program provides students the option of being dually enrolled in courses to receive both high school and college credit. Many programs of study at ATC offer up to six college credits that may be applied toward a program degree or certification. Accomplished students in each of our career and technical programs participate in skills competition across the state and nationally with other students in related career and technical programs. ATC is recognized state wide as being highly competitive in each category. Students in the Cosmetology program are eligible to receive their state license upon successfully completing the theory and practical portion of the state certification exam. Our students have earned a 100% pass rate on the exam over the past several years. Our faculty and staff invite the community to visit their school to learn more about the "best kept education secret in Rock Hill", where students are prepared to learn, grow, and thrive in the 21st century.

Don Gillman, Director Alan Howie, SIC Chairperson

Comprehensive detail, including definitions of ratings, performance criteria, and explanations of status, is available on www.ed.sc.gov and www.eoc.sc.gov as well as school and school district websites.

Printed versions are available from school districts upon request.

Abbreviations Key

N/A Not Applicable N/AV Not Available N/C Not Collected N/R Not Reported I/S Insufficient Sample TBD To be determined
 NI Newly Identified CSI Continuing School Improvement CA Corrective Action RP Plan to Restructure R Restructure DELAY School Improvement Status HOLD School Improvement Status