



SC Annual School Report Card Summary

Sumter County Career Center
 Grades: Enrollment: 387
 Director: John Michalik
 Board Chair: E. Keith Schultz
 Superintendent: Randolph D. Bynum, Sr.

PERFORMANCE

Comprehensive detail, including definitions of ratings, performance criteria, and explanations of status, is available on www.ed.sc.gov and www.eoc.sc.gov as well as school and school district websites. Printed versions are available from school districts upon request.

| YEAR | ABSOLUTE RATING | GROWTH RATING | PALMETTO GOLD AND SILVER AWARD | | ESEA/FEDERAL ACCOUNTABILITY RATING SYSTEM | |
|------|-----------------|---------------|--------------------------------|-----------------|---|--------------------------|
| | | | General Performance | Closing the Gap | ESEA Grade | Accountability Indicator |
| 2013 | Good | Good | TBD | TBD | Met | N/A |
| 2012 | Average | At-Risk | N/A | N/A | Met | N/A |
| 2011 | Excellent | Good | N/A | N/A | Met | N/A |

ABSOLUTE RATINGS OF CAREER CENTERS IN SC*

| EXCELLENT | GOOD | AVERAGE | BELOW AVERAGE | AT-RISK |
|-----------|------|---------|---------------|---------|
| 23 | 9 | 4 | 2 | 1 |

* Ratings are calculated with data available by 11/21/2013. All Career Centers in South Carolina are included.

TECHNICAL SKILL ATTAINMENT

The percentage of students enrolled in career and technology courses at a center who earn a 2.0 or above on the final course grade.

| Our Center | | State Center Average (%) | |
|------------|-------|--------------------------|-------|
| n | % | n | % |
| 368 | 89.4% | | 89.4% |

GRADUATION RATE

The number of 12th grade career technology education students who graduate in the spring is divided by the number of 12th graders enrolled in the center and converted to a percentage.

| Our Center | | State Center Average (%) | |
|------------|-------|--------------------------|-------|
| n | % | n | % |
| 167 | 88.0% | | 94.9% |

PLACEMENT RATE


The number of career and technology completers who are available for placement in postsecondary instruction, military services, or employment is divided into the number of students over a three-year period who are actually placed and converted to a percentage. This criterion mirrors the Perkins standard.

| Our Center | | State Center Average (%) | |
|------------|-------|--------------------------|-------|
| n | % | n | % |
| 356 | 94.9% | | 96.5% |


NAEP PERFORMANCE*

* Performance reported for SC and nation, data not available at school level. Percentages at NAEP Achievement Levels.


READING – GRADE 8 (2011)



MATH – GRADE 8 (2011)



SCIENCE – GRADE 8 (2011)



SC PERFORMANCE VISION

By 2020 all students will graduate with the knowledge and skills necessary to compete successfully in the global economy, participate in a democratic society and contribute positively as members of families and communities.

Abbreviations Key

N/A Not Applicable N/AV Not Available N/C Not Collected N/R Not Reported I/S Insufficient Sample TBD To be determined

Sumter County Career Center [Sumter]

SCHOOL PROFILE

| | Our Center | Change from Last Year | Median Career Center |
|---|------------|-----------------------|----------------------|
| Students (n=387) | | | |
| Career/technology students in co-curricular organizations | N/A | N/A | 16.2% |
| Enrollment in career/technology courses | 387 | Up from 349 | 620 |
| Students participating in work-based experiences | N/A | N/A | 14.9% |
| Teachers (n=14) | | | |
| Teachers with advanced degrees | 21.4% | No Change | 26.0% |
| Continuing contract teachers | 71.4% | Up from 57.1% | 78.7% |
| Teachers returning from previous year | 92.8% | Up from 90.4% | 90.6% |
| Teacher attendance rate | 92.8% | N/R | 95.1% |
| Average teacher salary* | \$43,287 | Up 1.0% | \$48,591 |
| Professional development days/teacher | 13.8 days | Up from 7.1 days | 12.7 days |
| Center | | | |
| Director's years at Center | 4.0 | Up from 3.0 | 7.0 |
| Dollars spent per pupil** | \$4,265 | Down 18.9% | \$3,188 |
| Percent of expenditures for teacher salaries** | 52.0% | Down from 53.0% | 58.5% |
| Percent of expenditures for instruction** | 56.0% | Down from 59.6% | 66.5% |
| Parents attending conferences | 95.1% | Down from 100.0% | 81.9% |

* Length of contract = 185+ days.

** Prior year audited financial data available.

EVALUATION RESULTS

| | Teachers | Students* | Parents* |
|--|----------|-----------|----------|
| Number of surveys returned | 14 | 133 | 72 |
| Percent satisfied with learning environment | 100% | 88.8% | 80.5% |
| Percent satisfied with social and physical environment | 92.9% | 93.1% | 78.6% |
| Percent satisfied with school-home relations | 85.7% | 88.5% | 70% |

* Only eleventh grade students and their parents were included.

REPORT OF DIRECTOR AND SCHOOL IMPROVEMENT COUNCIL

Serving the three high schools in Sumter County, Sumter County Career Center continues to enjoy a positive relationship with its business and industrial partners. We continue to develop positive relationships with our stakeholders in the community. We participated in the school district community outreach program of Principal For a Day, in which a key community member came into the school to see what the day in a life of a principal is like. The principal remains actively involved with the Industrial Association. We received additional grant funding for our Green House Project, and the construction of the state-of-the-art building is complete. We continue to place emphasis on instructional rigor, and we have worked diligently with the guidance counselors to insure that enrollment of students at the Career Center meet specific prerequisites for enrollment. Our faculty and staff participated in our district wide focus on effective teaching practice, through professional development, while also analyzing our student data by developing our building data teams.

We continue to bring in guest speakers from the community to the campus to address the students, and they are encouraged to participate in a number of community development activities such as nursing home visits, fundraisers for the American Cancer Society and the American Heart Association. Our welding class participated in the Skills USA event in Greenville and placed second in the state for team fabrication. We also have several students in HOSA, from our Health Sciences class, who will be competing at the national competition in Nashville this summer.

Our partnership with Central Carolina Technical College remains strong. We had several students from our ECE class dually enrolled, and they received post-secondary credit during the school year. We are excited that several more students have passed their entrance test for CCTC and will also enroll this summer and fall

The administration and faculty of the Sumter County Career Center continue to be very proud of the many accomplishments of our students. The students we serve have come to understand the importance of a combined academic and technical education, our community has become very supportive of the career Center, and we expect this trend to continue to grow over the coming years.

John Michalik
Principal

Comprehensive detail, including definitions of ratings, performance criteria, and explanations of status, is available on www.ed.sc.gov and www.eoc.sc.gov as well as school and school district websites.

Printed versions are available from school districts upon request.

Abbreviations Key

N/A Not Applicable N/AV Not Available N/C Not Collected N/R Not Reported I/S Insufficient Sample TBD To be determined

NI Newly Identified CSI Continuing School Improvement CA Corrective Action RP Plan to Restructure R Restructure DELAY School Improvement Status HOLD School Improvement Status