



SC Annual School Report Card Summary

Lee County Career & Technology Center
 Grades: -12 Enrollment: 434
 Director: Betty N. Lowery
 Board Chair: Ms. Sanya Moses
 Superintendent: Dr. Cleo F. Richardson

PERFORMANCE

Comprehensive detail, including definitions of ratings, performance criteria, and explanations of status, is available on www.ed.sc.gov and www.eoc.sc.gov as well as school and school district websites. Printed versions are available from school districts upon request.

YEAR	ABSOLUTE RATING	GROWTH RATING	PALMETTO GOLD AND SILVER AWARD		ESEA/FEDERAL ACCOUNTABILITY RATING SYSTEM	
			General Performance	Closing the Gap	ESEA Grade	Accountability Indicator
2013	Good	Excellent	TBD	TBD	Met	N/A
2012	At-Risk	At-Risk	N/A	N/A	Not Met	N/A
2011	Good	Below Average	N/A	N/A	Met	N/A

ABSOLUTE RATINGS OF CAREER CENTERS IN SC*

EXCELLENT	GOOD	AVERAGE	BELOW AVERAGE	AT-RISK
23	9	4	2	1

* Ratings are calculated with data available by 11/21/2013. All Career Centers in South Carolina are included.

TECHNICAL SKILL ATTAINMENT

The percentage of students enrolled in career and technology courses at a center who earn a 2.0 or above on the final course grade.

Our Center		State Center Average (%)	
n	%	n	%
431	78.2%		89.4%

GRADUATION RATE

The number of 12th grade career technology education students who graduate in the spring is divided by the number of 12th graders enrolled in the center and converted to a percentage.

Our Center		State Center Average (%)	
n	%	n	%
143	84.6%		94.9%




PLACEMENT RATE

The number of career and technology completers who are available for placement in postsecondary instruction, military services, or employment is divided into the number of students over a three-year period who are actually placed and converted to a percentage. This criterion mirrors the Perkins standard.

Our Center		State Center Average (%)	
n	%	n	%
104	100.0%		96.5%

NAEP PERFORMANCE*

* Performance reported for SC and nation, data not available at school level. Percentages at NAEP Achievement Levels.



SC PERFORMANCE VISION

By 2020 all students will graduate with the knowledge and skills necessary to compete successfully in the global economy, participate in a democratic society and contribute positively as members of families and communities.

Abbreviations Key

N/A Not Applicable N/AV Not Available N/C Not Collected N/R Not Reported I/S Insufficient Sample TBD To be determined

Lee County Career & Technology Center [Lee County]

SCHOOL PROFILE

	Our Center	Change from Last Year	Median Career Center
Students (n=434)			
Career/technology students in co-curricular organizations	29.3%	Up from 19.4%	16.2%
Enrollment in career/technology courses	434	Down from 464	620
Students participating in work-based experiences	34.8%	Up from 0.0%	14.9%
Teachers (n=10)			
Teachers with advanced degrees	50.0%	Up from 33.3%	26.0%
Continuing contract teachers	80.0%	Up from 66.7%	78.7%
Teachers returning from previous year	91.7%	Down from 100.0%	90.6%
Teacher attendance rate	95.8%	Up from 75.2%	95.1%
Average teacher salary*	\$48,879	Up 7.4%	\$48,591
Professional development days/teacher	4.2 days	Down from 10.0 days	12.7 days
Center			
Director's years at Center	3.0	Up from 2.0	7.0
Dollars spent per pupil**	\$2,382	Up 1.7%	\$3,188
Percent of expenditures for teacher salaries**	68.0%	Up from 64.9%	58.5%
Percent of expenditures for instruction**	74.0%	Down from 75.9%	66.5%
Parents attending conferences	15.7%	Up from 3.2%	81.9%

* Length of contract = 185+ days.

** Prior year audited financial data available.

EVALUATION RESULTS

	Teachers	Students*	Parents*
Number of surveys returned	N/A	N/A	N/A
Percent satisfied with learning environment	N/A	N/A	N/A
Percent satisfied with social and physical environment	N/A	N/A	N/A
Percent satisfied with school-home relations	N/A	N/A	N/A

* Only eleventh grade students and their parents were included.

REPORT OF DIRECTOR AND SCHOOL IMPROVEMENT COUNCIL

The mission of Lee County Career & Technology Center; an occupational and technical facility, is to prepare all students for success in the global marketplace through innovative strategies and resources. During the 2012-2013 school year, our school served 437 students an unduplicated count from Lee Central High School, which is the only public high school in Lee County. Lee County Career & Technology Center (LCCTC) is accredited by the Southern Association of Colleges and Schools (SACS).

We provide courses in ten of the sixteen National Clusters of Study: Agriculture, Food and Natural Resources, Architecture and Construction, Business Management and Administration, Education and Training, Health Science, Human Services/Family and Consumer Sciences, Manufacturing, Marketing, Science, Technology, Engineering and Mathematics, Transportation, Distribution and Logistics.

Students were encouraged to participate in student organizations related to their programs. Chapters of DECA, HOSA, FFA and SkillsUSA provided opportunities for leadership and competition on the local, state, and national level. Our DECA Organization was the only school in the state to meet both the promotional and community service campaign requirements. They were also recognized at the Achievement Level for South Carolina. Students had opportunities to participate in school-to-work activities including internships, service learning projects, and school-based enterprises. LCCTC students earned work-based credit operating the school student branch of SAFE Federal Credit Union located at Lee Central High School.

The FFA Chapter continues to be involved in many community activities. Students attended numerous FFA events and competitions. One student finished second in the South Carolina Automobile Dealership Association Student Skills Competition.

One of our Marketing students was selected as the Technology Champion for the Santee-Lynches Region and will be recognized at the 2013 Education and Business Summit in Greenville, S. C.

Forty-seven students were Gold Seal recipients for their excellent performance as program completers on May 17, 2013. They received certificates and gold medallions. Twenty-one students were inducted into the National Technical Honor Society.

Twenty-three students earned national/industry certification during the 2012-2013 school year, such as ServSafe; Cosmetology Licensing, and CPR/First Aid/AED. All of our program completers took the WorkKeys Assessment which is a requirement for completers. The opportunity for these students to obtain these certifications will help them to become more marketable as they leave high school and enter the world of work. LCCTC faculty is committed to providing students with the necessary skills and knowledge to pursue post-secondary education and to enter the workplace capable and also prepared to complete those tasks that will be required of them.

Betty N. Lowery, CATE Coordinator
Wayne Capell, School Advisor Council Chairperson

Comprehensive detail, including definitions of ratings, performance criteria, and explanations of status, is available on www.ed.sc.gov and www.eoc.sc.gov as well as school and school district websites.

Printed versions are available from school districts upon request.

Abbreviations Key

N/A Not Applicable N/AV Not Available N/C Not Collected N/R Not Reported I/S Insufficient Sample TBD To be determined

NI Newly Identified CSI Continuing School Improvement CA Corrective Action RP Plan to Restructure R Restructure DELAY School Improvement Status HOLD School Improvement Status