

SC Annual School Report Card Summary

Applied Technology Education Campus
 Grades: Enrollment: 922
 Director: Chet R. Horton
 Board Chair: Mara H. Jones
 Superintendent: Frank E. Morgan, Ed.D.

PERFORMANCE

Comprehensive detail, including definitions of ratings, performance criteria, and explanations of status, is available on www.ed.sc.gov and www.eoc.sc.gov as well as school and school district websites. Printed versions are available from school districts upon request.

YEAR	ABSOLUTE RATING	GROWTH RATING	PALMETTO GOLD AND SILVER AWARD		ESEA/FEDERAL ACCOUNTABILITY RATING SYSTEM	
			General Performance	Closing the Gap	ESEA Grade	Accountability Indicator
2013	Excellent	At-Risk	TBD	TBD	Met	N/A
2012	Excellent	Good	Gold	N/A	Met	N/A
2011	Excellent	Excellent	Gold	N/A	Met	N/A

ABSOLUTE RATINGS OF CAREER CENTERS IN SC*

EXCELLENT	GOOD	AVERAGE	BELOW AVERAGE	AT-RISK
23	9	4	2	1

* Ratings are calculated with data available by 11/21/2013. All Career Centers in South Carolina are included.

TECHNICAL SKILL ATTAINMENT

The percentage of students enrolled in career and technology courses at a center who earn a 2.0 or above on the final course grade.

Our Center		State Center Average (%)	
n	%	n	%
736	91.7%		89.4%

GRADUATION RATE

The number of 12th grade career technology education students who graduate in the spring is divided by the number of 12th graders enrolled in the center and converted to a percentage.

Our Center		State Center Average (%)	
n	%	n	%
158	96.2%		94.9%

PLACEMENT RATE


The number of career and technology completers who are available for placement in postsecondary instruction, military services, or employment is divided into the number of students over a three-year period who are actually placed and converted to a percentage. This criterion mirrors the Perkins standard.

Our Center		State Center Average (%)	
n	%	n	%
530	96.6%		96.5%


NAEP PERFORMANCE*

* Performance reported for SC and nation, data not available at school level. Percentages at NAEP Achievement Levels.


READING – GRADE 8 (2011)



MATH – GRADE 8 (2011)



SCIENCE – GRADE 8 (2011)



SC PERFORMANCE VISION

By 2020 all students will graduate with the knowledge and skills necessary to compete successfully in the global economy, participate in a democratic society and contribute positively as members of families and communities.

Abbreviations Key

N/A Not Applicable N/AV Not Available N/C Not Collected N/R Not Reported I/S Insufficient Sample TBD To be determined

Applied Technology Education Campus [Kershaw]

SCHOOL PROFILE

	Our Center	Change from Last Year	Median Career Center
Students (n=922)			
Career/technology students in co-curricular organizations	5.9%	Down from 8.3%	16.2%
Enrollment in career/technology courses	922	Up from 881	620
Students participating in work-based experiences	43.9%	Up from 29.2%	14.9%
Teachers (n=17)			
Teachers with advanced degrees	29.4%	Up from 25.0%	26.0%
Continuing contract teachers	88.2%	Up from 81.3%	78.7%
Teachers returning from previous year	88.7%	Down from 90.9%	90.6%
Teacher attendance rate	96.0%	Up from 95.7%	95.1%
Average teacher salary*	\$48,648	Up 2.6%	\$48,591
Professional development days/teacher	16.6 days	N/R	12.7 days
Center			
Director's years at Center	4.0	N/R	7.0
Dollars spent per pupil**	\$2,691	Down 0.8%	\$3,188
Percent of expenditures for teacher salaries**	46.0%	Up from 45.2%	58.5%
Percent of expenditures for instruction**	57.0%	Down from 59.7%	66.5%
Parents attending conferences	79.8%	N/R	81.9%

* Length of contract = 185+ days.

** Prior year audited financial data available.

EVALUATION RESULTS

	Teachers	Students*	Parents*
Number of surveys returned	18	135	77
Percent satisfied with learning environment	100%	97.1%	85.7%
Percent satisfied with social and physical environment	100%	97%	85.5%
Percent satisfied with school-home relations	94.4%	92.3%	76.6%

* Only eleventh grade students and their parents were included.

REPORT OF DIRECTOR AND SCHOOL IMPROVEMENT COUNCIL

The Applied Technology Education Campus (ATEC), as the career and technology education center for the Kershaw County School District, serves approximately 925 students from Camden, Lugoff-Elgin and North Central high schools. Sixteen programs are offered in accordance with standards set by the S.C. Department of Education and are accredited by the Southern Association of Colleges and Schools, Council on Accreditation and School Improvement. ATEC is committed to providing students with the technological and academic skills necessary to compete effectively in the workplace and pursue post-secondary education. Implementing improved technology is a major focus for all programs. In accordance with the state Education Economic Development Act, ATEC's curriculum incorporates career clusters and career majors. Many students participate in work-based learning opportunities such as shadowing and internships.

ATEC exceeded the following federal standards used to measure student and school achievement in career and technology education: technical skill attainment, secondary school completion, student graduation rates, secondary placement, and nontraditional completion. As a result, ATEC was named a Palmetto Gold winner and received an absolute rating of "Excellent" on the school report card.

During 2012-2013, ATEC continued to reach out to the community and perform noteworthy service. ATEC students collected 980 jars of peanut butter for Christian Community Ministries during the fall semester and raised \$1500 for Relay for Life during the spring semester. For the third straight year, ATEC led all district schools with the highest per capita giving to the United Way.

Twelve of ATEC's 16 programs are associated with an industry-recognized certification. The carpentry and precision metalworking programs have NCCER (National Center for Construction Education and Research) certification in carpentry and industrial maintenance. Students who complete these programs and pass prescribed exams have mastered competencies in the certified areas. One hundred percent of the students who completed our cosmetology program this year earned a license to practice in that profession. Computer maintenance certification is available through A+.

Students demonstrated outstanding performance both in and outside the classroom. Health science students won 5 medals in the Health Occupations Students of America (HOSA) state competition. The FFA Tool Identification team finished second at the state competition, and all archery team members qualified for the state tournament. ATEC students won first, second and third places in computer maintenance in the SkillsUSA state competition. Enrollment in the National Technical Honor Society increased as a record 121 new students were inducted this year.

Chet R. Horton, Director, Applied Technology Education Campus
David Weaver, Chairman, School Improvement Council

Comprehensive detail, including definitions of ratings, performance criteria, and explanations of status, is available on www.ed.sc.gov and www.eoc.sc.gov as well as school and school district websites.

Printed versions are available from school districts upon request.

Abbreviations Key

N/A Not Applicable N/AV Not Available N/C Not Collected N/R Not Reported I/S Insufficient Sample TBD To be determined
NI Newly Identified CSI Continuing School Improvement CA Corrective Action RP Plan to Restructure R Restructure DELAY School Improvement Status HOLD School Improvement Status