



SC Annual School Report Card Summary

Strom Thurmond Career and Technology Center
 Grades: Enrollment: 740
 Director: Willie Green
 Board Chair: J. Carroll Wates
 Superintendent: Greg W. Anderson

PERFORMANCE

Comprehensive detail, including definitions of ratings, performance criteria, and explanations of status, is available on www.ed.sc.gov and www.eoc.sc.gov as well as school and school district websites. Printed versions are available from school districts upon request.

YEAR	ABSOLUTE RATING	GROWTH RATING	PALMETTO GOLD AND SILVER AWARD		ESEA/FEDERAL ACCOUNTABILITY RATING SYSTEM	
			General Performance	Closing the Gap	ESEA Grade	Accountability Indicator
2013	Good	Below Average	TBD	TBD	Met	N/A
2012	Good	At-Risk	N/A	N/A	Met	N/A
2011	Excellent	Good	Gold	N/A	Met	N/A

ABSOLUTE RATINGS OF CAREER CENTERS IN SC*

EXCELLENT	GOOD	AVERAGE	BELOW AVERAGE	AT-RISK
23	9	4	2	1

* Ratings are calculated with data available by 11/21/2013. All Career Centers in South Carolina are included.

TECHNICAL SKILL ATTAINMENT

The percentage of students enrolled in career and technology courses at a center who earn a 2.0 or above on the final course grade.

Our Center		State Center Average (%)	
n	%	n	%
619	88.2%		89.4%

GRADUATION RATE

The number of 12th grade career technology education students who graduate in the spring is divided by the number of 12th graders enrolled in the center and converted to a percentage.

Our Center		State Center Average (%)	
n	%	n	%
123	95.9%		94.9%




PLACEMENT RATE

The number of career and technology completers who are available for placement in postsecondary instruction, military services, or employment is divided into the number of students over a three-year period who are actually placed and converted to a percentage. This criterion mirrors the Perkins standard.

Our Center		State Center Average (%)	
n	%	n	%
108	97.2%		96.5%

NAEP PERFORMANCE*

* Performance reported for SC and nation, data not available at school level. Percentages at NAEP Achievement Levels.



SC PERFORMANCE VISION

By 2020 all students will graduate with the knowledge and skills necessary to compete successfully in the global economy, participate in a democratic society and contribute positively as members of families and communities.

Abbreviations Key

N/A Not Applicable N/AV Not Available N/C Not Collected N/R Not Reported I/S Insufficient Sample TBD To be determined

Strom Thurmond Career and Technology Center [Edgefield County]

SCHOOL PROFILE

	Our Center	Change from Last Year	Median Career Center
Students (n=740)			
Career/technology students in co-curricular organizations	43.4%	Down from 44.1%	16.2%
Enrollment in career/technology courses	740	Up from 719	620
Students participating in work-based experiences	0.0%	No Change	14.9%
Teachers (n=13)			
Teachers with advanced degrees	38.5%	Down from 50.0%	26.0%
Continuing contract teachers	84.6%	Up from 71.4%	78.7%
Teachers returning from previous year	89.7%	Up from 85.0%	90.6%
Teacher attendance rate	94.8%	N/R	95.1%
Average teacher salary*	\$48,140	Up 4.7%	\$48,591
Professional development days/teacher	9.1 days	Up from 6.4 days	12.7 days
Center			
Director's years at Center	4.0	Up from 3.0	7.0
Dollars spent per pupil**	\$1,825	Down 19.2%	\$3,188
Percent of expenditures for teacher salaries**	68.0%	Up from 55.8%	58.5%
Percent of expenditures for instruction**	68.0%	Up from 66.0%	66.5%
Parents attending conferences	1.6%	Down from 10.4%	81.9%

* Length of contract = 185+ days.

** Prior year audited financial data available.

EVALUATION RESULTS

	Teachers	Students*	Parents*
Number of surveys returned	10	142	16
Percent satisfied with learning environment	100%	73.9%	81.3%
Percent satisfied with social and physical environment	100%	72.1%	93.3%
Percent satisfied with school-home relations	100%	91%	68.8%

* Only eleventh grade students and their parents were included.

REPORT OF DIRECTOR AND SCHOOL IMPROVEMENT COUNCIL

During the 2013-2014 school year, the faculty and staff of Strom Thurmond Career Center provided career and technology training to approximately 75% of the students at Strom Thurmond High School. Students were able to choose from a wide variety of courses, including cosmetology, agricultural science and technology, horticulture, turf and lawn management, automotive technology, carpentry, welding technology, drafting, family and consumer science, business, marketing, and health science. Many students were able to enroll in several of these courses due to the flexibility allowed with the A/B block scheduling that is used at Strom Thurmond High School.

Career and technology students received leadership training through their participation in various clubs and organizations. Many of these students competed in district, state, and national competitive events related to their chosen career and technology training. Awards in various state competitive events were presented to many students and school ceremonies to celebrate these accomplishments were held.

The Strom Thurmond Career Center was able to secure state and federal funding to purchase additional equipment for the carpentry, automotive mechanics, horticulture, turf and lawn management, welding, and business departments. Representatives of local business and industry support our programs. Some of these representatives serve on the school improvement committees and volunteer to assist in the direction instruction of our students. The Strom Thurmond Career Center is very fortunate to have positive partnerships with many local businesses and industries.

High school students are given an opportunity to explore a variety of career options with full access to all career and technology programs offered by the Strom Thurmond Career Center. Students are also allowed to enroll in courses offered by the local technical institutions through dual credit programs. This allows students to be prepared to pursue postsecondary educational options or enter the work force directly following high school.

We are proud of the innovative approaches as well as the traditional approaches to successful career educational opportunities!

Sincerely,

Willie Green, Director
Wayne Mills, School Improvement Council Chair

Comprehensive detail, including definitions of ratings, performance criteria, and explanations of status, is available on www.ed.sc.gov and www.eoc.sc.gov as well as school and school district websites.

Printed versions are available from school districts upon request.

Abbreviations Key

N/A Not Applicable N/AV Not Available N/C Not Collected N/R Not Reported I/S Insufficient Sample TBD To be determined
NI Newly Identified CSI Continuing School Improvement CA Corrective Action RP Plan to Restructure R Restructure DELAY School Improvement Status HOLD School Improvement Status