



SC Annual School Report Card Summary

F E DUBOSE CAREER CENTER
Grades: Enrollment: 512
Director: Ms. Susan Anderson
Board Chair: Mr. Mac Summers
Superintendents: Dr. Rose H. Wilder Clarendon 1
 John Tindal Clarendon 2
 Connie J. Dennis, Ph.D. Clarendon 3

PERFORMANCE

Comprehensive detail, including definitions of ratings, performance criteria, and explanations of status, is available on www.ed.sc.gov and www.eoc.sc.gov as well as school and school district websites. Printed versions are available from school districts upon request.

YEAR	ABSOLUTE RATING	GROWTH RATING	PALMETTO GOLD AND SILVER AWARD		ESEA/FEDERAL ACCOUNTABILITY RATING SYSTEM	
			General Performance	Closing the Gap	ESEA Grade	Accountability Indicator
2013	Below Average	At-Risk	TBD	TBD	Met	N/A
2012	Good	Average	N/A	N/A	Met	N/A
2011	Good	At-Risk	N/A	N/A	Met	N/A

ABSOLUTE RATINGS OF CAREER CENTERS IN SC*

EXCELLENT	GOOD	AVERAGE	BELOW AVERAGE	AT-RISK
23	9	4	2	1

* Ratings are calculated with data available by 11/21/2013. All Career Centers in South Carolina are included.

TECHNICAL SKILL ATTAINMENT

The percentage of students enrolled in career and technology courses at a center who earn a 2.0 or above on the final course grade.

Our Center		State Center Average (%)	
n	%	n	%
393	79.9%		89.4%

GRADUATION RATE

The number of 12th grade career technology education students who graduate in the spring is divided by the number of 12th graders enrolled in the center and converted to a percentage.

Our Center		State Center Average (%)	
n	%	n	%
116	88.8%		94.9%




PLACEMENT RATE

The number of career and technology completers who are available for placement in postsecondary instruction, military services, or employment is divided into the number of students over a three-year period who are actually placed and converted to a percentage. This criterion mirrors the Perkins standard.

Our Center		State Center Average (%)	
n	%	n	%
160	93.8%		96.5%

NAEP PERFORMANCE*

* Performance reported for SC and nation, data not available at school level. Percentages at NAEP Achievement Levels.



SC PERFORMANCE VISION

By 2020 all students will graduate with the knowledge and skills necessary to compete successfully in the global economy, participate in a democratic society and contribute positively as members of families and communities.

Abbreviations Key

N/A Not Applicable N/AV Not Available N/C Not Collected N/R Not Reported I/S Insufficient Sample TBD To be determined

F E DUBOSE CAREER CENTER

SCHOOL PROFILE

	Our Center	Change from Last Year	Median Career Center
Students (n=512)			
Career/technology students in co-curricular organizations	0.0%	Down from 2.9%	16.2%
Enrollment in career/technology courses	512	Down from 593	620
Students participating in work-based experiences	0.0%	No Change	14.9%
Teachers (n=9)			
Teachers with advanced degrees	33.3%	No Change	26.0%
Continuing contract teachers	44.4%	No Change	78.7%
Teachers returning from previous year	72.4%	No Change	90.6%
Teacher attendance rate	98.2%	N/R	95.1%
Average teacher salary*	\$42,601	Up 4.2%	\$48,591
Professional development days/teacher	N/R	N/R	12.7 days
Center			
Director's years at Center	N/R	N/R	7.0
Dollars spent per pupil**	\$2,555	Down 16.7%	\$3,188
Percent of expenditures for teacher salaries**	45.0%	Up from 28.7%	58.5%
Percent of expenditures for instruction**	62.0%	Up from 60.1%	66.5%
Parents attending conferences	N/R	N/R	81.9%

* Length of contract = 185+ days.

** Prior year audited financial data available.

EVALUATION RESULTS

	Teachers	Students*	Parents*
Number of surveys returned	9	66	25
Percent satisfied with learning environment	88.9%	74.3%	76%
Percent satisfied with social and physical environment	88.9%	72.7%	64%
Percent satisfied with school-home relations	44.4%	87.9%	80%

* Only eleventh grade students and their parents were included.

REPORT OF DIRECTOR AND SCHOOL IMPROVEMENT COUNCIL

F. E. DuBose Career Center operates as the delivery system for career and technology courses for the three school districts in Clarendon County. Students have the opportunity to participate in eight career and technology course offerings. Students also have the opportunity to enroll in dual enrollment college credit courses offered through Central Carolina Technical College. High school students enroll in programs of study that are offered as two-year. Students enrolled in programs of study are offered the opportunity to gain college credit through an articulation agreement with Central Carolina Technical College. Students also have the opportunity to participate in work experience programs during the second year of attendance at F. E. DuBose Career Center.

Mr. Lannes Prothro, Chairman of the School Improvement Council
 Susan P. Anderson, Director

Comprehensive detail, including definitions of ratings, performance criteria, and explanations of status, is available on www.ed.sc.gov and www.eoc.sc.gov as well as school and school district websites.

Printed versions are available from school districts upon request.

Abbreviations Key

N/A Not Applicable N/AV Not Available N/C Not Collected N/R Not Reported I/S Insufficient Sample TBD To be determined
 NI Newly Identified CSI Continuing School Improvement CA Corrective Action RP Plan to Restructure R Restructure DELAY School Improvement Status HOLD School Improvement Status