

SC Annual School Report Card Summary

Woodruff Primary School
 Spartanburg Four
 Grades: PK-2 Enrollment: 738
 Principal: Kimberly W. McAbee
 Superintendent: W. Rallie Liston
 Board Chair: Milton Smith

PERFORMANCE

Comprehensive detail, including definitions of ratings, performance criteria, and explanations of status, is available on www.ed.sc.gov and www.eoc.sc.gov as well as school and school district websites. Printed versions are available from school districts upon request.

YEAR	ABSOLUTE RATING	GROWTH RATING	PALMETTO GOLD AND SILVER AWARD		ESEA/FEDERAL ACCOUNTABILITY RATING SYSTEM	
			General Performance	Closing the Gap	ESEA Grade	Accountability Indicator
2012	Excellent	Good	TBD	TBD	N/AV	N/A
2011	Excellent	Good	N/A	N/A	Not Met	N/A
2010	Excellent	Good	N/A	N/A	Met	N/A

ABSOLUTE RATING OF PRIMARY SCHOOLS WITH STUDENTS LIKE OURS*

EXCELLENT	GOOD	AVERAGE	BELOW AVERAGE	AT-RISK
3	0	0	0	0

*Ratings are calculated with data available by 11/13/2012. Schools with Students Like Ours are Primary Schools with Poverty Indices of no more than 5% above or below the index for this school.

PRIME INSTRUCTIONAL TIME

Our School	Median Primary School
88.7%	89.5%

STUDENT-TEACHER RATIO IN CORE SUBJECTS

Our School	Median Primary School
24.6 to 1	21.1 to 1

TEACHERS WITH ADVANCED DEGREES

Our School	Median Primary School
61.9%	62.5%

TEACHERS RETURNING FROM PREVIOUS YEAR

Our School	Median Primary School
87.8%	91.0%

PERCENT OF PARENTS ATTENDING CONFERENCES

Our School	Median Primary School
100.0%	100.0%

DAYS OF PROFESSIONAL DEVELOPMENT*

Our School	Median Primary School
15.6 days	12.7 days

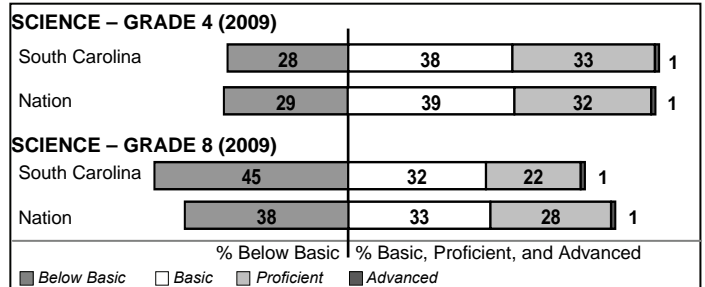
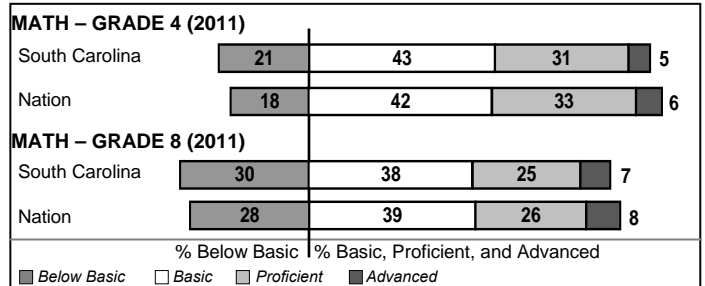
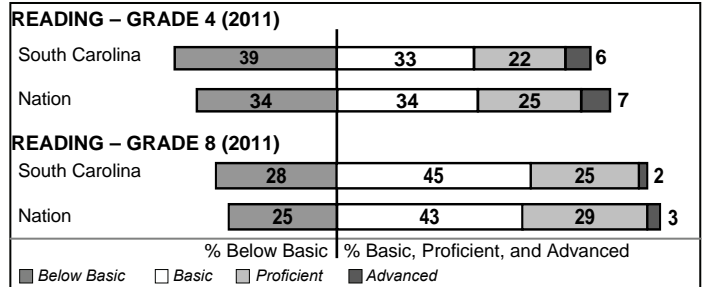
*Professional development days should be devoted exclusively to knowledge and skills in working with children less than eight years old.

Types Of Accreditation (More Than One May Apply)

	Not pursuing accreditation
	Conducting a self-study
X	South Carolina Department of Education
X	Southern Association of Colleges and Schools
	American Montessori Society
	National Association for the Education of Young Children

NAEP PERFORMANCE*

* Performance reported for SC and nation, data not available at school level. Percentages at NAEP Achievement Levels.



SC PERFORMANCE VISION

By 2020 all students will graduate with the knowledge and skills necessary to compete successfully in the global economy, participate in a democratic society and contribute positively as members of families and communities.

Abbreviations Key

N/A Not Applicable N/AV Not Available N/C Not Collected N/R Not Reported I/S Insufficient Sample TBD To be determined

Woodruff Primary School [Spartanburg Four]

SCHOOL PROFILE

	Our School	Change from Last Year	Primary Schools with Students Like Ours	Median Primary School
Students (n=738)				
Retention rate	0.5%	Down from 0.7%	2.0%	2.5%
Attendance rate	95.4%	Up from 93.4%	95.6%	95.8%
With disabilities other than speech	N/AV	N/AV	N/AV	N/AV
Older than usual for grade	N/AV	N/AV	N/AV	N/AV
Teachers (n=42)				
Teachers with advanced degrees	61.9%	Down from 63.0%	59.1%	62.5%
Continuing contract teachers	N/AV	N/AV	N/AV	N/AV
Teachers returning from previous year	87.8%	Up from 85.4%	89.9%	91.0%
Teacher attendance rate	94.0%	Down from 95.3%	94.5%	94.9%
Average teacher salary*	\$45,632	Down 2.7%	\$48,040	\$47,047
Classes not taught by highly qualified teachers	0.0%	No Change	0.9%	0.0%
Professional development days/teacher	16.3 days	Down from 17.9 days	14.6 days	13.2 days
School				
Principal's years at school	5.0	Up from 4.0	9.0	6.0
Student-teacher ratio in core subjects	24.6 to 1	Up from 24.1 to 1	23.1 to 1	21.1 to 1
Prime instructional time	88.7%	Up from 88.1%	89.4%	89.5%
Opportunities in the arts	Good	No Change	Good	Good
SACS accreditation	Yes	No Change	Yes	Yes
Character development program	Excellent	No Change	Excellent	Excellent
Dollars spent per pupil**	\$6,489	Down 7.6%	\$7,202	\$6,841
Percent of expenditures for instruction**	63.5%	Down from 65.1%	63.3%	68.5%
Percent of expenditures for teacher salaries**	60.4%	Up from 60.2%	60.9%	65.2%
ESEA composite index score	N/AV	N/A	N/AV	N/AV

* Length of contract = 185+ days.

** Prior year audited financial data available.

EVALUATION RESULTS

	Teachers
Number of surveys returned	30
Percent satisfied with learning environment	100.0%
Percent satisfied with social and physical environment	100.0%
Percent satisfied with school-home relations	100.0%

REPORT OF PRINCIPAL AND SCHOOL IMPROVEMENT COUNCIL

Student achievement in a safe, secure learning environment is the goal of Woodruff Primary School. In order to achieve our goal, we set structures in place to ensure nurturing, supportive environments for our young learners. Some of these structures include morning greeters, kindness recorders, class meetings, school family celebrations, family and friends boards, and well wishes. We believe children should feel safe in order to learn at their maximum potential. Feeling physically and emotionally safe allows children to focus more fully on their academic tasks. This concentration on academics resulted in significant gains at every grade level. Our second graders began the year with 42% meeting or exceeding the national average in reading according to the Measures of Academic Progress (MAP). They ended the year with 72% meeting or exceeding the national average in reading. At the beginning of the year, 54% of second graders met or exceeded the national average in math. By the end of the year, 84% met or exceeded the national average in math. It takes a staff of dedicated and knowledgeable early childhood professionals to support children in order to realize these types of gains in student achievement. At Woodruff Primary, we not only educate young children, we celebrate them. During the "Week of the Young Child," we celebrated by presenting a "Night of the Stars" talent showcase. Children prepared and performed their talents for their families and friends. It was a wonderful evening focusing on the young child and early childhood as a special time of development. We are successful at Woodruff Primary because of our involved families and supportive community. We believe the parent is the child's first and most important teacher. We work to develop strong relationships with our families, so we can better support our young learners. Our parents demonstrated their support through their outstanding participation at Success Days, "Tales & Treats," Storybook Character Parade, and through 100% attendance at Parent-Teacher Conferences. Parents were very active in our PTO events throughout the year raising enough funds to install a new playground structure for the first and second grade playground. We enjoy strong community partnerships. As a school, we try to strengthen those partnerships while teaching our young learners the value of giving back to the community. We have a community service project each month and collaborated with the following organizations throughout the year: Spartanburg Children's Shelter, Woodruff Soup Kitchen, Woodruff Free Medical Clinic, Helping Hands of Woodruff, Spartanburg Humane Society, and Miracle Hill. Our students also participated in fundraisers for the American Cancer Society and the American Heart Association. Support of our school and its programs is evident in the enrollment in our preschool programs. Since we received such enthusiastic support from our families when we first offered our full day four-year-old program to all families within our district, we extended our programs to include two full day three-year-old classes for the 2012-13 school year. Again, our parents responded and these classes filled immediately. Woodruff Primary School is an exciting place to learn and grow together. It is a privilege to serve the families and children of this community.

Kimberly W. McAbee, Principal
Katie Easler, School Improvement Council Chairperson

Comprehensive detail, including definitions of ratings, performance criteria, and explanations of status, is available on www.ed.sc.gov and www.eoc.sc.gov as well as school and school district websites.

Printed versions are available from school districts upon request.

Abbreviations Key

N/A Not Applicable N/AV Not Available N/C Not Collected N/R Not Reported I/S Insufficient Sample TBD To be determined

NI Newly Identified CSI Continuing School Improvement CA Corrective Action RP Plan to Restructure R Restructure DELAY School Improvement Status HOLD School Improvement Status