

# SC Annual School Report Card Summary

Saluda Primary School  
Saluda  
Grades: PK-2 Enrollment: 383  
Principal: Corey Burns  
Superintendent: Dr. David M. Mathis  
Board Chair: Dr. Kathy Coleman

## PERFORMANCE

Comprehensive detail, including definitions of ratings, performance criteria, and explanations of status, is available on [www.ed.sc.gov](http://www.ed.sc.gov) and [www.eoc.sc.gov](http://www.eoc.sc.gov) as well as school and school district websites. Printed versions are available from school districts upon request.

YEAR	ABSOLUTE RATING	GROWTH RATING	PALMETTO GOLD AND SILVER AWARD		ESEA/FEDERAL ACCOUNTABILITY RATING SYSTEM	
			General Performance	Closing the Gap	ESEA Grade	Accountability Indicator
2012	Excellent	Excellent	TBD	TBD	N/AV	N/A
2011	Excellent	Good	N/A	N/A	Not Met	N/A
2010	Excellent	Average	N/A	N/A	Met	N/A

## ABSOLUTE RATING OF PRIMARY SCHOOLS WITH STUDENTS LIKE OURS\*

EXCELLENT	GOOD	AVERAGE	BELOW AVERAGE	AT-RISK
10	0	0	0	0

\* Ratings are calculated with data available by 11/13/2012. Schools with Students Like Ours are Primary Schools with Poverty Indices of no more than 5% above or below the index for this school.

## PRIME INSTRUCTIONAL TIME

Our School	Median Primary School
90.3%	89.5%

## STUDENT-TEACHER RATIO IN CORE SUBJECTS

Our School	Median Primary School
18.1 to 1	21.1 to 1

## TEACHERS WITH ADVANCED DEGREES

Our School	Median Primary School
62.5%	62.5%

## TEACHERS RETURNING FROM PREVIOUS YEAR

Our School	Median Primary School
91.0%	91.0%

## PERCENT OF PARENTS ATTENDING CONFERENCES

Our School	Median Primary School
100.0%	100.0%

## DAYS OF PROFESSIONAL DEVELOPMENT\*

Our School	Median Primary School
8.9 days	12.7 days

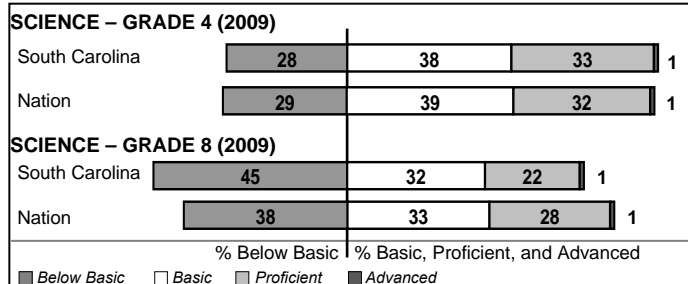
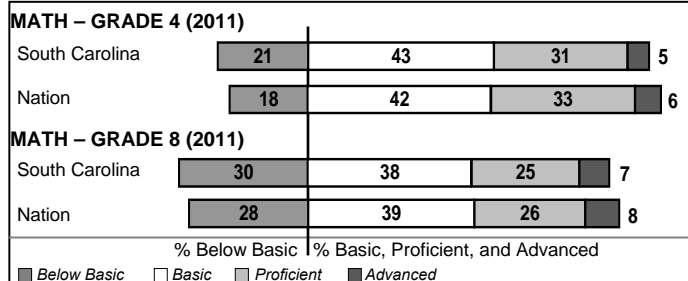
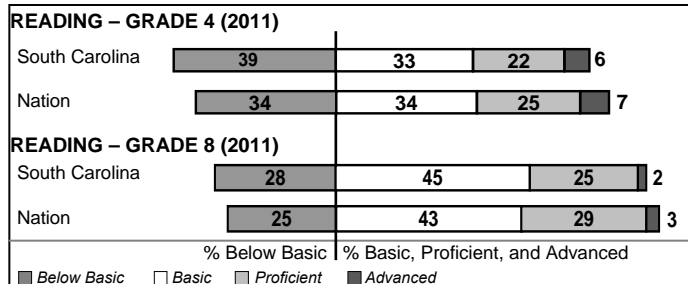
\*Professional development days should be devoted exclusively to knowledge and skills in working with children less than eight years old.

## Types Of Accreditation (More Than One May Apply)

	Not pursuing accreditation
	Conducting a self-study
X	South Carolina Department of Education
X	Southern Association of Colleges and Schools
	American Montessori Society
	National Association for the Education of Young Children

## NAEP PERFORMANCE\*

\* Performance reported for SC and nation, data not available at school level. Percentages at NAEP Achievement Levels.



## SC PERFORMANCE VISION

*By 2020 all students will graduate with the knowledge and skills necessary to compete successfully in the global economy, participate in a democratic society and contribute positively as members of families and communities.*

### Abbreviations Key

N/A Not Applicable N/AV Not Available N/C Not Collected N/R Not Reported I/S Insufficient Sample TBD To be determined

# Saluda Primary School [Saluda]

## SCHOOL PROFILE

	Our School	Change from Last Year	Primary Schools with Students Like Ours	Median Primary School
<b>Students (n=383)</b>				
Retention rate	5.8%	Up from 5.4%	4.1%	2.5%
Attendance rate	96.3%	Up from 95.0%	95.8%	95.8%
With disabilities other than speech	N/AV	N/AV	N/AV	N/AV
Older than usual for grade	N/AV	N/AV	N/AV	N/AV
<b>Teachers (n=24)</b>				
Teachers with advanced degrees	62.5%	Up from 57.7%	63.1%	62.5%
Continuing contract teachers	N/AV	N/AV	N/AV	N/AV
Teachers returning from previous year	91.0%	Up from 89.4%	91.0%	91.0%
Teacher attendance rate	95.2%	Up from 94.6%	94.9%	94.9%
Average teacher salary*	\$40,804	Up 3.8%	\$46,104	\$47,047
Classes not taught by highly qualified teachers	14.9%	Up from 0.0%	0.0%	0.0%
Professional development days/teacher	10.9 days	Up from 8.9 days	15.1 days	13.2 days
<b>School</b>				
Principal's years at school	4.0	Up from 3.0	5.0	6.0
Student-teacher ratio in core subjects	18.1 to 1	Down from 18.4 to 1	20.3 to 1	21.1 to 1
Prime instructional time	90.3%	Up from 88.7%	90.2%	89.5%
Opportunities in the arts	Good	No Change	Good	Good
SACS accreditation	Yes	Up from No	Yes	Yes
Character development program	Excellent	Up from Good	Excellent	Excellent
Dollars spent per pupil**	\$6,776	Down 7.7%	\$6,784	\$6,841
Percent of expenditures for instruction**	65.3%	Down from 65.7%	68.4%	68.5%
Percent of expenditures for teacher salaries**	63.0%	Down from 63.5%	64.9%	65.2%
ESEA composite index score	N/AV	N/A	N/AV	N/AV

\* Length of contract = 185+ days.

\*\* Prior year audited financial data available.

## EVALUATION RESULTS

	Teachers
Number of surveys returned	22
Percent satisfied with learning environment	81.8%
Percent satisfied with social and physical environment	90.9%
Percent satisfied with school-home relations	90.9%

## REPORT OF PRINCIPAL AND SCHOOL IMPROVEMENT COUNCIL

Saluda Primary School continues to move forward in academic achievement and child development. Among our accomplishments for 2011 was earning a SC State Department of Education report card rating of Excellent. We expanded our Balanced Literacy instructional model to include more activities involving Science and Social Studies. Common grade level assessments are administered to all the children to ensure they are getting the same quality education. Our teachers are focused on creating fun and exciting ways for students to learn and minimize paper and pencil worksheets. Certified staff also completed a book study to gain ideas on how all kids can participate in whole group instruction. All teachers were routinely observed by instructional coaches and administrators. Professional Learning Communities allowed for our staff to collaborate on instructional planning, assessment, and professional development. Our 1st grade teacher, Ms. DeVivo, received national recognition for her work with the Magic Treehouse Book series. Field trips to the zoo, USC-Aiken Etheredge Center, and Harmon's Pumpkin Patch provided students with real world experiences to connect to classroom lessons. The High Flyer program was a big success with students completing project based activities with our Media Specialist. We also rewarded positive choices with the weekly TOP HAT award for students. All students in 1st and 2nd grade were assessed using Measures of Academic progress testing for purposes of diagnosing strengths and weaknesses as well as to compare their scores to national norms and see how our students rank. The number of students in 2nd grade performing at or above MAP norm levels increased in all subgroups.

Stakeholder involvement is very important for our success. Attendance at our parent/teacher conferences was outstanding. Our school was chosen by Piedmont Technical College as a place for interns to observe and be a part of quality instructional practices. Our PTA and School Improvement Council met regularly to discuss items related to our school. Our schools collaborated with area churches to implement the Good News Club after school program. Other events involving our parents and stakeholders are Donuts for Dads, Picnic with Mom, Grandparents Day, Family Nights, Relay for Life, and the Spring Carnival. We stress to our children that they come to school to learn and make everyday their best day at Saluda Primary School. We concluded the year by earning a recommendation for full AdvancED Accreditation Status, which represents a high quality school system.

Drew McCallum was named the Teacher of the Year. Iris Stevens was named Support Staff Person of the Year.

Corey S. Burns, Principal  
Ann Watkins, SIC Chair

Comprehensive detail, including definitions of ratings, performance criteria, and explanations of status, is available on [www.ed.sc.gov](http://www.ed.sc.gov) and [www.eoc.sc.gov](http://www.eoc.sc.gov) as well as school and school district websites.

Printed versions are available from school districts upon request.

### Abbreviations Key

N/A Not Applicable N/AV Not Available N/C Not Collected N/R Not Reported I/S Insufficient Sample TBD To be determined  
NI Newly Identified CSI Continuing School Improvement CA Corrective Action RP Plan to Restructure R Restructure DELAY School Improvement Status HOLD School Improvement Status