

SC Annual School Report Card Summary

Edisto Primary School
 Orangeburg Consolidated School District Four
 Grades: PK-2 Enrollment: 738
 Principal: Susan A. Zeigler
 Superintendent: Brenda Turner
 Board Chair: Peggy Tyler

PERFORMANCE

Comprehensive detail, including definitions of ratings, performance criteria, and explanations of status, is available on www.ed.sc.gov and www.eoc.sc.gov as well as school and school district websites. Printed versions are available from school districts upon request.

YEAR	ABSOLUTE RATING	GROWTH RATING	PALMETTO GOLD AND SILVER AWARD		ESEA/FEDERAL ACCOUNTABILITY RATING SYSTEM	
			General Performance	Closing the Gap	ESEA Grade	Accountability Indicator
2012	Excellent	Good	TBD	TBD	N/AV	N/A
2011	Excellent	Good	N/A	N/A	Not Met	N/A
2010	Excellent	Good	N/A	N/A	Met	R-DELAY

ABSOLUTE RATING OF PRIMARY SCHOOLS WITH STUDENTS LIKE OURS*

EXCELLENT	GOOD	AVERAGE	BELOW AVERAGE	AT-RISK
12	0	0	0	0

*Ratings are calculated with data available by 11/13/2012. Schools with Students Like Ours are Primary Schools with Poverty Indices of no more than 5% above or below the index for this school.

PRIME INSTRUCTIONAL TIME

Our School	Median Primary School
87.4%	89.5%

STUDENT-TEACHER RATIO IN CORE SUBJECTS

Our School	Median Primary School
21.0 to 1	21.1 to 1

TEACHERS WITH ADVANCED DEGREES

Our School	Median Primary School
67.3%	62.5%

TEACHERS RETURNING FROM PREVIOUS YEAR

Our School	Median Primary School
93.0%	91.0%

PERCENT OF PARENTS ATTENDING CONFERENCES

Our School	Median Primary School
99.8%	100.0%

DAYS OF PROFESSIONAL DEVELOPMENT*

Our School	Median Primary School
21.1 days	12.7 days

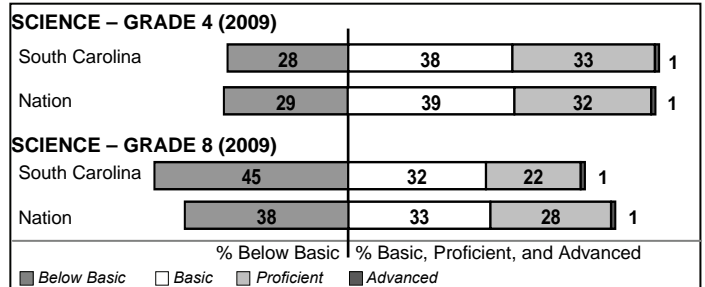
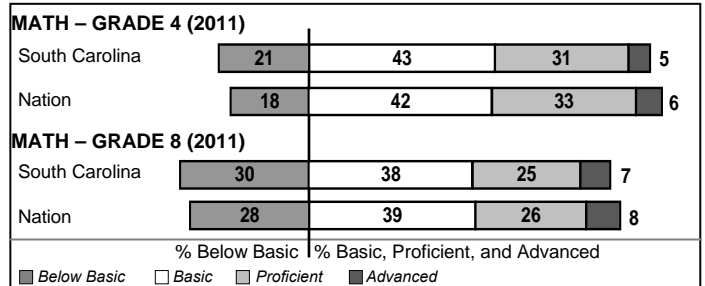
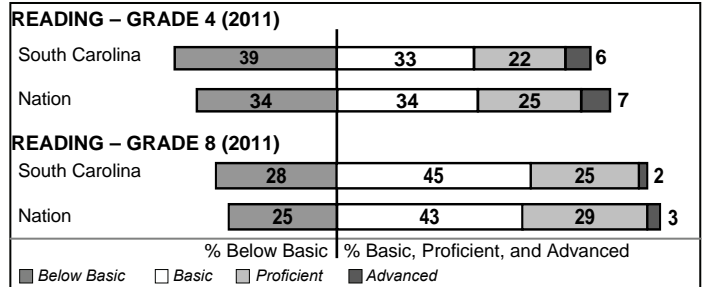
*Professional development days should be devoted exclusively to knowledge and skills in working with children less than eight years old.

Types Of Accreditation (More Than One May Apply)

	Not pursuing accreditation
	Conducting a self-study
X	South Carolina Department of Education
X	Southern Association of Colleges and Schools
	American Montessori Society
	National Association for the Education of Young Children

NAEP PERFORMANCE*

* Performance reported for SC and nation, data not available at school level. Percentages at NAEP Achievement Levels.



SC PERFORMANCE VISION

By 2020 all students will graduate with the knowledge and skills necessary to compete successfully in the global economy, participate in a democratic society and contribute positively as members of families and communities.

Abbreviations Key

N/A Not Applicable N/AV Not Available N/C Not Collected N/R Not Reported I/S Insufficient Sample TBD To be determined

Edisto Primary School
[Orangeburg Consolidated School District Four]

SCHOOL PROFILE

	Our School	Change from Last Year	Primary Schools with Students Like Ours	Median Primary School
Students (n=738)				
Retention rate	0.5%	Down from 1.6%	2.7%	2.5%
Attendance rate	96.0%	Up from 95.4%	95.8%	95.8%
With disabilities other than speech	N/AV	N/AV	N/AV	N/AV
Older than usual for grade	N/AV	N/AV	N/AV	N/AV
Teachers (n=49)				
Teachers with advanced degrees	67.3%	Down from 69.6%	70.0%	62.5%
Continuing contract teachers	N/AV	N/AV	N/AV	N/AV
Teachers returning from previous year	93.0%	Up from 89.4%	91.1%	91.0%
Teacher attendance rate	92.0%	Down from 94.9%	94.9%	94.9%
Average teacher salary*	\$48,148	Down 0.4%	\$48,148	\$47,047
Classes not taught by highly qualified teachers	0.0%	No Change	0.0%	0.0%
Professional development days/teacher	21.8 days	Up from 8.8 days	16.9 days	13.2 days
School				
Principal's years at school	7.0	Up from 6.0	7.0	6.0
Student-teacher ratio in core subjects	21.0 to 1	Up from 20.5 to 1	21.0 to 1	21.1 to 1
Prime instructional time	87.4%	Down from 89.6%	89.1%	89.5%
Opportunities in the arts	Good	No Change	Good	Good
SACS accreditation	Yes	No Change	Yes	Yes
Character development program	Excellent	No Change	Excellent	Excellent
Dollars spent per pupil**	\$6,841	Down 1.3%	\$6,888	\$6,841
Percent of expenditures for instruction**	68.6%	Up from 68.2%	68.6%	68.5%
Percent of expenditures for teacher salaries**	67.1%	Up from 66.4%	67.3%	65.2%
ESEA composite index score	N/AV	N/A	N/AV	N/AV

* Length of contract = 185+ days.

** Prior year audited financial data available.

EVALUATION RESULTS

	Teachers
Number of surveys returned	40
Percent satisfied with learning environment	95.0%
Percent satisfied with social and physical environment	100.0%
Percent satisfied with school-home relations	95.0%

REPORT OF PRINCIPAL AND SCHOOL IMPROVEMENT COUNCIL

Edisto Primary strives constantly to be a place of nurture and learning for young students. The administration, faculty, staff, volunteers, parents and community members work together to help students achieve excellence and academic success. EPS has continually received an "Excellent" rating on the state report card since the onset of the statewide reporting system. The school has received accreditation for the past forty-one years through the Southern Association of Colleges and Schools. Edisto Primary is a Red Carpet School winner.

The educational program of the school has been strengthened through instructional literacy and math coaches who provide professional learning group collaboration which offers times for teacher reflection and new learning in the areas of instruction and assessment. Attention to small-group instruction, hands-on explorations and student engagement has enhanced the school's focus on the growth of young readers, writers and thinkers. Students are aware of their always changing reading level and are directed to books which give them opportunities to practice reading strategies and move to the next level. They are involved in discovery learning through the use of science kit materials and math manipulatives. The addition of an interventionist has proven very beneficial to students and helps to complete the RTI model of the school.

MAP (Measures of Academic Progress) assesses kindergarten through second grade students three times a year through on-line testing. The data generated by this assessment is used to design instruction on individual and small group instructional levels. The addition of this tool has helped facilitate improvement in reading, math and language.

Partnership with parents and other community members through monthly "Spotlight on Success" nights, math game nights, grade level programs, newsletters, regular family conferences and home visits have strengthened the connection and improved communication between the school and the wider community. Continual improvement in this area is an on-going focus of the school.

The combined primary and elementary School Improvement Council continues to enhance the school relationship between the community, parents, children, and staff with more SIC sponsored activities. The list of projects includes but is not limited to collecting Campbell's Soup labels, Box Tops for Education, donation of books to all children, and SIC incentives for children and teachers.

Edisto Primary continues to face the challenges of improving test scores and student attendance as well as motivating students to achieve to their fullest potential in all areas. The school continues to use the Positive Behavior Intervention Support model consistently. These are challenges which we willingly and confidently embrace as we boldly lead our young students into their future.

Susan A. Zeigler, Principal
 John Wolfe, SIC Chairperson

Comprehensive detail, including definitions of ratings, performance criteria, and explanations of status, is available on www.ed.sc.gov and www.eoc.sc.gov as well as school and school district websites.

Printed versions are available from school districts upon request.

Abbreviations Key

N/A Not Applicable N/AV Not Available N/C Not Collected N/R Not Reported I/S Insufficient Sample TBD To be determined
 NI Newly Identified CSI Continuing School Improvement CA Corrective Action RP Plan to Restructure R Restructure DELAY School Improvement Status HOLD School Improvement Status