

SC Annual School Report Card Summary

Easterling Primary School
 Marion 1 School District
 Grades: PK-2 Enrollment: 779
 Principal: Angie Grice
 Superintendent: Dr. Dan Strickland
 Board Chair: James Smith

PERFORMANCE

Comprehensive detail, including definitions of ratings, performance criteria, and explanations of status, is available on www.ed.sc.gov and www.eoc.sc.gov as well as school and school district websites. Printed versions are available from school districts upon request.

YEAR	ABSOLUTE RATING	GROWTH RATING	PALMETTO GOLD AND SILVER AWARD		ESEA/FEDERAL ACCOUNTABILITY RATING SYSTEM	
			General Performance	Closing the Gap	ESEA Grade	Accountability Indicator
2012	Excellent	Good	TBD	TBD	N/AV	N/A
2011	Excellent	Good	N/A	N/A	Not Met	RP
2010	Excellent	Good	N/A	N/A	Met	CA-DELAY

ABSOLUTE RATING OF PRIMARY SCHOOLS WITH STUDENTS LIKE OURS*

EXCELLENT	GOOD	AVERAGE	BELOW AVERAGE	AT-RISK
11	0	0	0	0

*Ratings are calculated with data available by 11/13/2012. Schools with Students Like Ours are Primary Schools with Poverty Indices of no more than 5% above or below the index for this school.

PRIME INSTRUCTIONAL TIME

Our School	Median Primary School
90.2%	89.5%

STUDENT-TEACHER RATIO IN CORE SUBJECTS

Our School	Median Primary School
19.9 to 1	21.1 to 1

TEACHERS WITH ADVANCED DEGREES

Our School	Median Primary School
62.5%	62.5%

TEACHERS RETURNING FROM PREVIOUS YEAR

Our School	Median Primary School
93.0%	91.0%

PERCENT OF PARENTS ATTENDING CONFERENCES

Our School	Median Primary School
100.0%	100.0%

DAYS OF PROFESSIONAL DEVELOPMENT*

Our School	Median Primary School
15.7 days	12.7 days

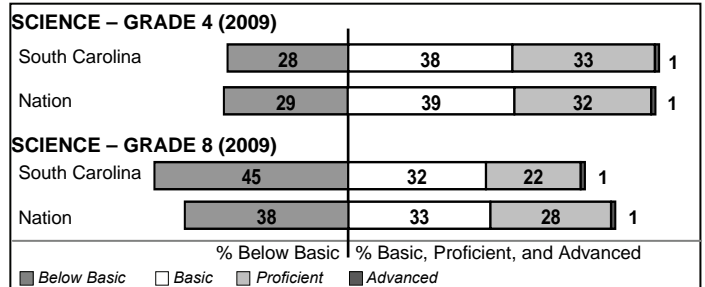
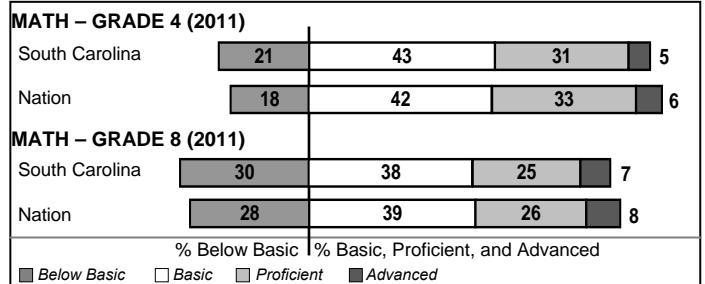
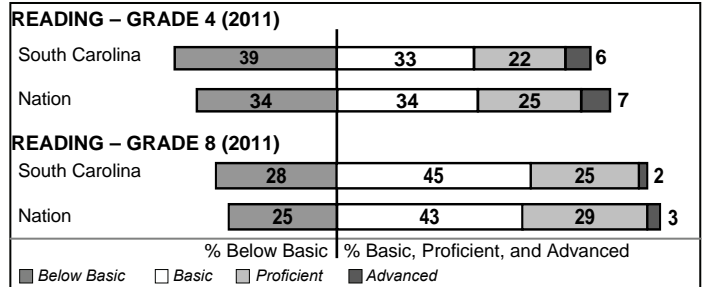
*Professional development days should be devoted exclusively to knowledge and skills in working with children less than eight years old.

Types Of Accreditation (More Than One May Apply)

	Not pursuing accreditation
	Conducting a self-study
X	South Carolina Department of Education
X	Southern Association of Colleges and Schools
	American Montessori Society
	National Association for the Education of Young Children

NAEP PERFORMANCE*

* Performance reported for SC and nation, data not available at school level. Percentages at NAEP Achievement Levels.



SC PERFORMANCE VISION

By 2020 all students will graduate with the knowledge and skills necessary to compete successfully in the global economy, participate in a democratic society and contribute positively as members of families and communities.

Abbreviations Key

N/A Not Applicable N/AV Not Available N/C Not Collected N/R Not Reported I/S Insufficient Sample TBD To be determined

Easterling Primary School [Marion 1 School District]

SCHOOL PROFILE

	Our School	Change from Last Year	Primary Schools with Students Like Ours	Median Primary School
Students (n=779)				
Retention rate	3.7%	Up from 2.7%	3.3%	2.5%
Attendance rate	96.4%	No Change	95.8%	95.8%
With disabilities other than speech	N/AV	N/AV	N/AV	N/AV
Older than usual for grade	N/AV	N/AV	N/AV	N/AV
Teachers (n=48)				
Teachers with advanced degrees	62.5%	Down from 63.6%	63.1%	62.5%
Continuing contract teachers	N/AV	N/AV	N/AV	N/AV
Teachers returning from previous year	93.0%	Up from 90.8%	91.0%	91.0%
Teacher attendance rate	94.6%	Up from 93.9%	94.9%	94.9%
Average teacher salary*	\$42,474	Down 2.1%	\$46,155	\$47,047
Classes not taught by highly qualified teachers	0.0%	No Change	0.0%	0.0%
Professional development days/teacher	16.9 days	Down from 18.4 days	15.1 days	13.2 days
School				
Principal's years at school	7.0	Up from 5.0	5.5	6.0
Student-teacher ratio in core subjects	19.9 to 1	Down from 20.9 to 1	21.0 to 1	21.1 to 1
Prime instructional time	90.2%	Up from 89.6%	89.1%	89.5%
Opportunities in the arts	Poor	No Change	Good	Good
SACS accreditation	Yes	No Change	Yes	Yes
Character development program	Excellent	No Change	Excellent	Excellent
Dollars spent per pupil**	\$7,662	Down 12.9%	\$6,817	\$6,841
Percent of expenditures for instruction**	67.7%	Down from 70.1%	68.4%	68.5%
Percent of expenditures for teacher salaries**	64.2%	Down from 65.1%	64.9%	65.2%
ESEA composite index score	N/AV	N/A	N/AV	N/AV

* Length of contract = 185+ days.

** Prior year audited financial data available.

EVALUATION RESULTS

	Teachers
Number of surveys returned	53
Percent satisfied with learning environment	90.4%
Percent satisfied with social and physical environment	96.2%
Percent satisfied with school-home relations	88.5%

REPORT OF PRINCIPAL AND SCHOOL IMPROVEMENT COUNCIL

Easterling Primary School, "Where Little People Do BIG Things," is home to approximately 800 students ranging from pre-kindergarten through second grade. With an instructional focus by dedicated staff and strong community support, this school continues to excel and be successful. Easterling has been recognized at the state and national level through awards such as a Palmetto's Finest School, a Red Carpet School, a Flagship School of Promise, a National Blue Ribbon School of Excellence, a National School of Character, and a National Bronze Level Healthy School. Several initiatives have influenced our successes this year including a renewed emphasis on the balanced literacy model for reading, a schoolwide focus on high frequency (sight) word recognition, and the use of achievement data to drive instruction and training needs for all staff.

The Wee Foxes have enjoyed another year of outstanding successes. This year we were able to update our technology needs by adding a second computer lab for our students as well as adding smartboards to all classrooms. Easterling benefited from the guidance of an educational consultant monthly who helped refocus the teachers with balanced literacy as well as analyzing and triangulating data. Our special education students were able to experience full inclusion with regular education kids on a new playground funded through collaboration with district and community partners. Finally, our students benefited with a healthy fruit or vegetable snack through a Food Service grant the school was awarded.

Challenges Easterling faced this year were continued furloughs and budget cuts. With this, we experienced limited staff development time for staff and stretches to meet program budget demands. A definite need for Easterling is to address the mathematical curriculum area. Our plans for next year include full implementation of the Common Core Standards in grades K-2 as well as continuing to incorporate the balanced literacy model for ELA. We will search for ways to address the math needs of our staff and students.

We always appreciate the generous support of our parents and community. It is crucial to the success of our students and school.

Robin Sealey, SIC Chairperson
Angie Grice, Principal

Comprehensive detail, including definitions of ratings, performance criteria, and explanations of status, is available on www.ed.sc.gov and www.eoc.sc.gov as well as school and school district websites.

Printed versions are available from school districts upon request.

Abbreviations Key

N/A Not Applicable N/AV Not Available N/C Not Collected N/R Not Reported I/S Insufficient Sample TBD To be determined
NI Newly Identified CSI Continuing School Improvement CA Corrective Action RP Plan to Restructure R Restructure DELAY School Improvement Status HOLD School Improvement Status