

SC Annual School Report Card Summary

Congaree-Wood Early Childhood
 Lexington Two
 Grades: PK-1 Enrollment: 617
 Principal: Nicole Singletary
 Superintendent: Venus J. Holland, Ed.D.
 Board Chair: William H. "Bill" Bingham, Jr.

PERFORMANCE

Comprehensive detail, including definitions of ratings, performance criteria, and explanations of status, is available on www.ed.sc.gov and www.eoc.sc.gov as well as school and school district websites. Printed versions are available from school districts upon request.

YEAR	ABSOLUTE RATING	GROWTH RATING	PALMETTO GOLD AND SILVER AWARD		ESEA/FEDERAL ACCOUNTABILITY RATING SYSTEM	
			General Performance	Closing the Gap	ESEA Grade	Accountability Indicator
2012	Excellent	Good	TBD	TBD	N/AV	N/A
2011	Excellent	Excellent	N/A	N/A	Not Met	CSI
2010	Excellent	Excellent	N/A	N/A	Met	NI-DELAY

ABSOLUTE RATING OF PRIMARY SCHOOLS WITH STUDENTS LIKE OURS*

EXCELLENT	GOOD	AVERAGE	BELOW AVERAGE	AT-RISK
12	0	0	0	0

*Ratings are calculated with data available by 11/13/2012. Schools with Students Like Ours are Primary Schools with Poverty Indices of no more than 5% above or below the index for this school.

PRIME INSTRUCTIONAL TIME

Our School	Median Primary School
88.2%	89.5%

STUDENT-TEACHER RATIO IN CORE SUBJECTS

Our School	Median Primary School
6.5 to 1	21.1 to 1

TEACHERS WITH ADVANCED DEGREES

Our School	Median Primary School
72.2%	62.5%

TEACHERS RETURNING FROM PREVIOUS YEAR

Our School	Median Primary School
91.0%	91.0%

PERCENT OF PARENTS ATTENDING CONFERENCES

Our School	Median Primary School
100.0%	100.0%

DAYS OF PROFESSIONAL DEVELOPMENT*

Our School	Median Primary School
14.4 days	12.7 days

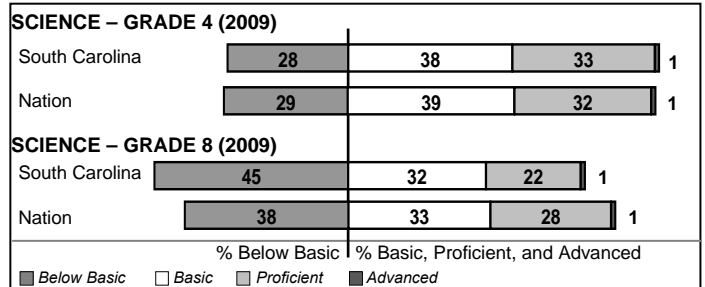
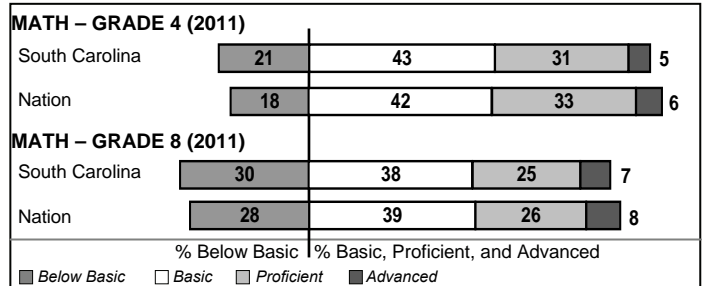
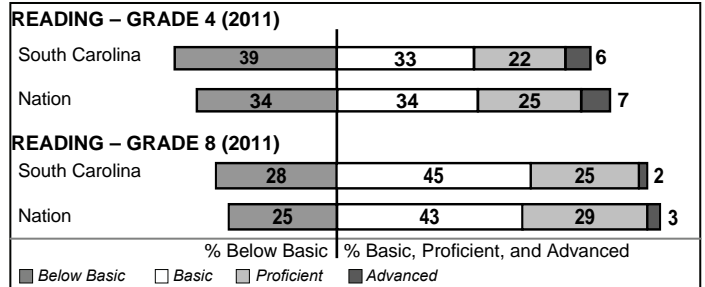
*Professional development days should be devoted exclusively to knowledge and skills in working with children less than eight years old.

Types Of Accreditation (More Than One May Apply)

	Not pursuing accreditation
	Conducting a self-study
X	South Carolina Department of Education
X	Southern Association of Colleges and Schools
	American Montessori Society
	National Association for the Education of Young Children

NAEP PERFORMANCE*

* Performance reported for SC and nation, data not available at school level. Percentages at NAEP Achievement Levels.



SC PERFORMANCE VISION

By 2020 all students will graduate with the knowledge and skills necessary to compete successfully in the global economy, participate in a democratic society and contribute positively as members of families and communities.

Abbreviations Key

N/A Not Applicable N/AV Not Available N/C Not Collected N/R Not Reported I/S Insufficient Sample TBD To be determined

Congaree-Wood Early Childhood [Lexington Two]

SCHOOL PROFILE

	Our School	Change from Last Year	Primary Schools with Students Like Ours	Median Primary School
Students (n=617)				
Retention rate	2.7%	Down from 3.1%	1.7%	2.5%
Attendance rate	96.2%	Down from 99.7%	95.8%	95.8%
With disabilities other than speech	N/AV	N/AV	N/AV	N/AV
Older than usual for grade	N/AV	N/AV	N/AV	N/AV
Teachers (n=36)				
Teachers with advanced degrees	72.2%	Up from 67.6%	70.0%	62.5%
Continuing contract teachers	N/AV	N/AV	N/AV	N/AV
Teachers returning from previous year	91.0%	Down from 91.2%	91.5%	91.0%
Teacher attendance rate	92.8%	Down from 92.9%	94.9%	94.9%
Average teacher salary*	\$49,450	Down 2.4%	\$48,298	\$47,047
Classes not taught by highly qualified teachers	0.0%	No Change	0.0%	0.0%
Professional development days/teacher	16.1 days	Up from 15.4 days	14.3 days	13.2 days
School				
Principal's years at school	8.0	Up from 7.0	7.0	6.0
Student-teacher ratio in core subjects	6.5 to 1	Down from 14.1 to 1	20.9 to 1	21.1 to 1
Prime instructional time	88.2%	Down from 91.7%	88.6%	89.5%
Opportunities in the arts	Good	No Change	Good	Good
SACS accreditation	Yes	No Change	Yes	Yes
Character development program	Excellent	No Change	Excellent	Excellent
Dollars spent per pupil**	\$6,970	Down 4.3%	\$7,055	\$6,841
Percent of expenditures for instruction**	68.4%	Down from 69.7%	69.4%	68.5%
Percent of expenditures for teacher salaries**	66.5%	No Change	66.8%	65.2%
ESEA composite index score	N/AV	N/A	N/AV	N/AV

* Length of contract = 185+ days.

** Prior year audited financial data available.

EVALUATION RESULTS

	Teachers
Number of surveys returned	37
Percent satisfied with learning environment	100.0%
Percent satisfied with social and physical environment	100.0%
Percent satisfied with school-home relations	91.7%

REPORT OF PRINCIPAL AND SCHOOL IMPROVEMENT COUNCIL

During the 2011-2012 school year Congaree-Wood Early Childhood Center focused our collective energy on the goals and objectives of the School Renewal Plan. This allowed us to focus on literacy through the Developmental Reading Assessment administered in K5 and grade one. Also, we focused on the DIAL-3 Assessment used in our pre-kindergarten program in order to develop our children academically, socially, physically, and emotionally. In addition we focused on the Primary MAP testing goals established by Lexington School District Two for our grade one students in the areas of Math and English Language Arts. This year we began our back-to-school process with a dynamic speaker: Manuel Scott. He was one of the original Freedom Writers in Erin Gruwell's Long Beach, California high school class featured in the movie Freedom Writers. He delivered a very moving monologue about his school experiences and how that has impacted his life and the life he wants for his own children. We also had Morgan Lee from the South Carolina Department of Education and Rich Milner, renowned speaker and author, work with our school staffs on cultural responsiveness which is a Lexington School District Two initiative. This year again we also participated in our district-wide cohorts on Early Release Days six times. Faculty/staff members were able to sign-up for a topic they wanted to learn more about and they participated from 1:30-3:30 on specified dates. Through Title I funding this year we were able to fund an extra K5 and grade one classroom to reduce pupil-teacher ratio and improve the quality of instruction delivered to children at those levels. We also established an ELI Lab (Early Literacy Intervention Lab) with certified personnel assisting struggling grade one readers three days a week. We established a curriculum to support the Response To Intervention Model (RTI) in grade one by purchasing Leveled Literacy Intervention Kits for each of our grade one teachers. Through this curriculum, at-risk readers were able to gain the support required to be successful readers. Each Thursday a grade one planning team met with our Response To Intervention Task Force to discuss/track the progress of these at-risk students as a Tier Two Intervention. We continued our Habits of Mind initiative begun in 2010. Habits of mind are 16 habits which allow all of us to behave intelligently when confronted with problems; the answers to which are not immediately known. We purchased the book *The Mindful Garden of Verses* as well as a notebook of lesson plans for teachers to utilize when planning for and focusing on these 16 Habits of Mind which is also an integral part of our Character Education program. As a school, we participated in several service-learning projects. We collected personal health items to donate to RAPHANA Nursing Home. We participated in Jump Rope for Heart through our PE Program collecting \$4,205.17. We continued to collect aluminum can tabs to donate to the Ronald McDonald House Charities which reaches out to support families with critically ill children. We made an effort to be increasingly green in order to raise awareness for the need to recycle as good care-takers of our environment. Through these experiences, we support our children as citizens and promote character in keeping with our motto, "We are the Congaree-Wood Early Childhood Center EAGLETS-Watch Us Soar."

Viky Thompkins, Principal
SIC Chairperson

Suzanne Terry,

Comprehensive detail, including definitions of ratings, performance criteria, and explanations of status, is available on www.ed.sc.gov and www.eoc.sc.gov as well as school and school district websites.

Printed versions are available from school districts upon request.

Abbreviations Key

N/A Not Applicable N/AV Not Available N/C Not Collected N/R Not Reported I/S Insufficient Sample TBD To be determined

NI Newly Identified CSI Continuing School Improvement CA Corrective Action RP Plan to Restructure R Restructure DELAY School Improvement Status HOLD School Improvement Status