

# SC Annual School Report Card Summary

Ninety Six Primary  
 Greenwood County School District 52  
 Grades: PK-2 Enrollment: 458  
 Principal: Cathy Anderson  
 Superintendent: Dr. Mark Petersen  
 Board Chair: Mr. Sam Corley

## PERFORMANCE

Comprehensive detail, including definitions of ratings, performance criteria, and explanations of status, is available on [www.ed.sc.gov](http://www.ed.sc.gov) and [www.eoc.sc.gov](http://www.eoc.sc.gov) as well as school and school district websites. Printed versions are available from school districts upon request.

YEAR	ABSOLUTE RATING	GROWTH RATING	PALMETTO GOLD AND SILVER AWARD		ESEA/FEDERAL ACCOUNTABILITY RATING SYSTEM	
			General Performance	Closing the Gap	ESEA Grade	Accountability Indicator
2012	Excellent	Good	TBD	TBD	N/AV	N/A
2011	Excellent	Good	N/A	N/A	Met	N/A
2010	Excellent	Excellent	N/A	N/A	Met	N/A

## ABSOLUTE RATING OF PRIMARY SCHOOLS WITH STUDENTS LIKE OURS\*

EXCELLENT	GOOD	AVERAGE	BELOW AVERAGE	AT-RISK
8	0	0	0	0

\*Ratings are calculated with data available by 11/13/2012. Schools with Students Like Ours are Primary Schools with Poverty Indices of no more than 5% above or below the index for this school.

## PRIME INSTRUCTIONAL TIME

Our School	Median Primary School
89.7%	89.5%

## STUDENT-TEACHER RATIO IN CORE SUBJECTS

Our School	Median Primary School
21.5 to 1	21.1 to 1

## TEACHERS WITH ADVANCED DEGREES

Our School	Median Primary School
54.2%	62.5%

## TEACHERS RETURNING FROM PREVIOUS YEAR

Our School	Median Primary School
100.0%	91.0%

## PERCENT OF PARENTS ATTENDING CONFERENCES

Our School	Median Primary School
100.0%	100.0%

## DAYS OF PROFESSIONAL DEVELOPMENT\*

Our School	Median Primary School
17.0 days	12.7 days

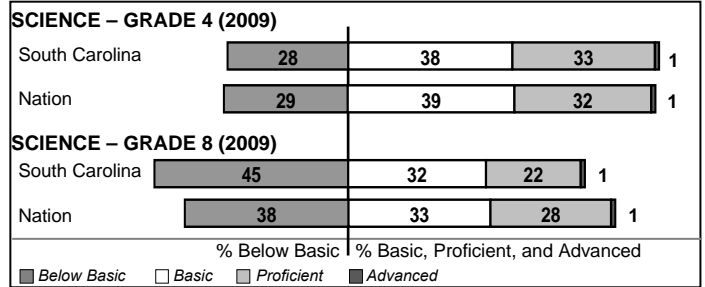
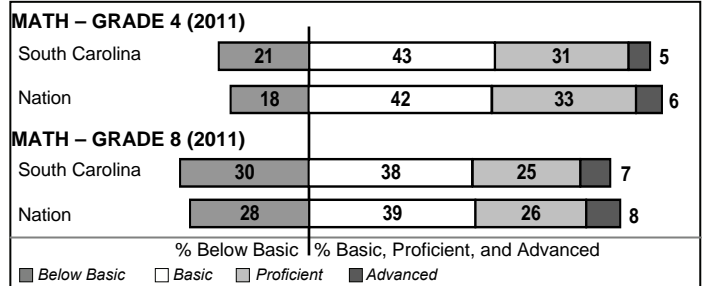
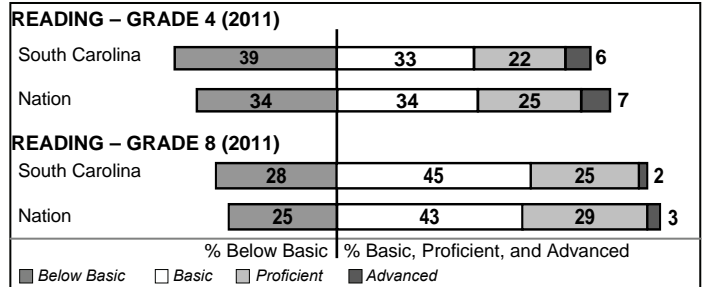
\*Professional development days should be devoted exclusively to knowledge and skills in working with children less than eight years old.

## Types Of Accreditation (More Than One May Apply)

	Not pursuing accreditation
	Conducting a self-study
X	South Carolina Department of Education
X	Southern Association of Colleges and Schools
	American Montessori Society
	National Association for the Education of Young Children

## NAEP PERFORMANCE\*

\* Performance reported for SC and nation, data not available at school level. Percentages at NAEP Achievement Levels.



## SC PERFORMANCE VISION

*By 2020 all students will graduate with the knowledge and skills necessary to compete successfully in the global economy, participate in a democratic society and contribute positively as members of families and communities.*

### Abbreviations Key

N/A Not Applicable N/AV Not Available N/C Not Collected N/R Not Reported I/S Insufficient Sample TBD To be determined

# Ninety Six Primary [Greenwood County School District

## SCHOOL PROFILE

	Our School	Change from Last Year	Primary Schools with Students Like Ours	Median Primary School
<b>Students (n=458)</b>				
Retention rate	3.3%	Down from 8.1%	2.6%	2.5%
Attendance rate	96.2%	Up from 95.9%	95.8%	95.8%
With disabilities other than speech	N/AV	N/AV	N/AV	N/AV
Older than usual for grade	N/AV	N/AV	N/AV	N/AV
<b>Teachers (n=24)</b>				
Teachers with advanced degrees	54.2%	No Change	56.7%	62.5%
Continuing contract teachers	N/AV	N/AV	N/AV	N/AV
Teachers returning from previous year	100.0%	Up from 98.2%	90.5%	91.0%
Teacher attendance rate	94.8%	Down from 97.0%	94.5%	94.9%
Average teacher salary*	\$50,448	Up 0.6%	\$45,444	\$47,047
Classes not taught by highly qualified teachers	0.0%	No Change	0.0%	0.0%
Professional development days/teacher	18.6 days	Up from 16.5 days	15.0 days	13.2 days
<b>School</b>				
Principal's years at school	8.0	Up from 7.0	7.0	6.0
Student-teacher ratio in core subjects	21.5 to 1	Up from 19.1 to 1	21.5 to 1	21.1 to 1
Prime instructional time	89.7%	Down from 92.4%	89.2%	89.5%
Opportunities in the arts	Good	No Change	Good	Good
SACS accreditation	Yes	No Change	Yes	Yes
Character development program	Excellent	Up from Good	Excellent	Excellent
Dollars spent per pupil**	\$7,719	Up 3.5%	\$6,685	\$6,841
Percent of expenditures for instruction**	69.1%	Down from 69.4%	69.1%	68.5%
Percent of expenditures for teacher salaries**	65.0%	Down from 66.2%	65.0%	65.2%
ESEA composite index score	N/AV	N/A	N/AV	N/AV

\* Length of contract = 185+ days.

\*\* Prior year audited financial data available.

## REPORT OF PRINCIPAL AND SCHOOL IMPROVEMENT COUNCIL

The 2011-2012 school year was extremely successful for Ninety Six Primary School. We received an excellent rating on the state report card and we met the federally mandated AYP (Adequate Yearly Progress). In addition, we were authorized as an International Baccalaureate Primary School. As part of our commitment to consistent improvement, we continued to write, revise, and improve our IB units utilizing an inquiry-based approach to learning and authentic assessment to better assess the depth of student understanding of the content.

National Common Core standards were implemented at the kindergarten and first grade levels. Teacher training to 'unpack' the standards was provided to enable teachers to transition to the new standards. Second grade teachers will be focusing on Common Core standards during the 2012-2013 school year.

Technology at NSPS was updated to include wireless access throughout our buildings. An I-pad cart containing 30 I-pads was purchased, and training was provided to begin the integration of I-pad applications into the daily instructional process. We are committed to seeking ways for the integration of technology into daily lessons to prepare our students for the 21st Century. I am immensely proud of our staff, students, and community in their efforts to meet the many needs of the students we serve. It is an honor to serve as Principal of Ninety Six Primary School.

Cathy Anderson, Principal  
Shari Adams, SIC Chairperson

## EVALUATION RESULTS

	Teachers
Number of surveys returned	28
Percent satisfied with learning environment	100.0%
Percent satisfied with social and physical environment	100.0%
Percent satisfied with school-home relations	100.0%

Comprehensive detail, including definitions of ratings, performance criteria, and explanations of status, is available on [www.ed.sc.gov](http://www.ed.sc.gov) and [www.eoc.sc.gov](http://www.eoc.sc.gov) as well as school and school district websites.

Printed versions are available from school districts upon request.

### Abbreviations Key

N/A Not Applicable N/AV Not Available N/C Not Collected N/R Not Reported I/S Insufficient Sample TBD To be determined

NI Newly Identified CSI Continuing School Improvement CA Corrective Action RP Plan to Restructure R Restructure DELAY School Improvement Status HOLD School Improvement Status