

# SC Annual School Report Card Summary

Latta Early Childhood Center  
 Dillon 3  
 Grades: PK-1 Enrollment: 307  
 Principal: Dollie R. Morrell  
 Superintendent: Dr. John M. Kirby, Jr.  
 Board Chair: Betty Jo Johnson

## PERFORMANCE

Comprehensive detail, including definitions of ratings, performance criteria, and explanations of status, is available on [www.ed.sc.gov](http://www.ed.sc.gov) and [www.eoc.sc.gov](http://www.eoc.sc.gov) as well as school and school district websites. Printed versions are available from school districts upon request.

| YEAR | ABSOLUTE RATING | GROWTH RATING | PALMETTO GOLD AND SILVER AWARD |                 | ESEA/FEDERAL ACCOUNTABILITY RATING SYSTEM |                          |
|------|-----------------|---------------|--------------------------------|-----------------|---|--------------------------|
|      |                 |               | General Performance            | Closing the Gap | ESEA Grade                                | Accountability Indicator |
| 2012 | Excellent       | Good          | TBD                            | TBD             | N/AV                                      | N/A                      |
| 2011 | Excellent       | Excellent     | N/A                            | N/A             | Met                                       | N/A                      |
| 2010 | Excellent       | Good          | N/A                            | N/A             | Met                                       | N/A                      |

## ABSOLUTE RATING OF PRIMARY SCHOOLS WITH STUDENTS LIKE OURS\*

| EXCELLENT | GOOD | AVERAGE | BELOW AVERAGE | AT-RISK |
|-----------|------|---------|---------------|---------|
| 7         | 0    | 0       | 0             | 0       |

\*Ratings are calculated with data available by 11/13/2012. Schools with Students Like Ours are Primary Schools with Poverty Indices of no more than 5% above or below the index for this school.

### PRIME INSTRUCTIONAL TIME

|            |                       |
|------------|-----------------------|
| Our School | Median Primary School |
| 88.8%      | 89.5%                 |

### STUDENT-TEACHER RATIO IN CORE SUBJECTS

|            |                       |
|------------|-----------------------|
| Our School | Median Primary School |
| 14.9 to 1  | 21.1 to 1             |

### TEACHERS WITH ADVANCED DEGREES

|            |                       |
|------------|-----------------------|
| Our School | Median Primary School |
| 76.5%      | 62.5%                 |

### TEACHERS RETURNING FROM PREVIOUS YEAR

|            |                       |
|------------|-----------------------|
| Our School | Median Primary School |
| 92.2%      | 91.0%                 |

### PERCENT OF PARENTS ATTENDING CONFERENCES

|            |                       |
|------------|-----------------------|
| Our School | Median Primary School |
| 100.0%     | 100.0%                |

### DAYS OF PROFESSIONAL DEVELOPMENT\*

|            |                       |
|------------|-----------------------|
| Our School | Median Primary School |
| 11.2 days  | 12.7 days             |

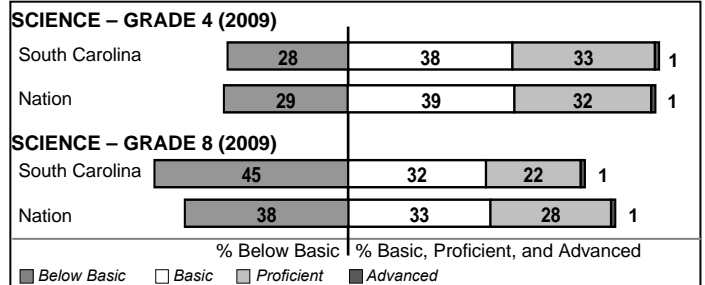
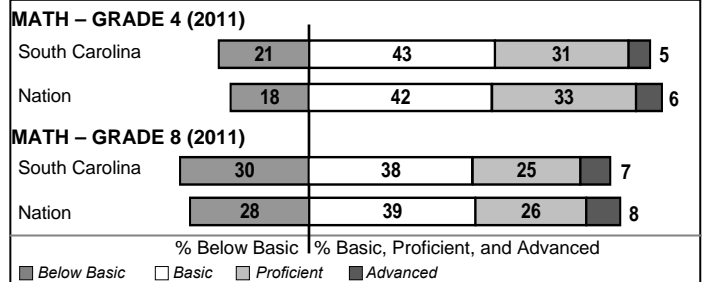
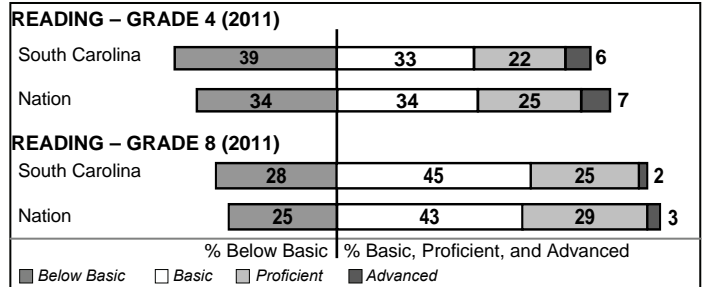
\*Professional development days should be devoted exclusively to knowledge and skills in working with children less than eight years old.

### Types Of Accreditation (More Than One May Apply)

|   |  |
|---|--|
|   | Not pursuing accreditation                               |
| X | Conducting a self-study                                  |
| X | South Carolina Department of Education                   |
| X | Southern Association of Colleges and Schools             |
|   | American Montessori Society                              |
|   | National Association for the Education of Young Children |

## NAEP PERFORMANCE\*

\* Performance reported for SC and nation, data not available at school level. Percentages at NAEP Achievement Levels.



## SC PERFORMANCE VISION

*By 2020 all students will graduate with the knowledge and skills necessary to compete successfully in the global economy, participate in a democratic society and contribute positively as members of families and communities.*

### Abbreviations Key

N/A Not Applicable N/AV Not Available N/C Not Collected N/R Not Reported I/S Insufficient Sample TBD To be determined

# Latta Early Childhood Center [Dillon 3]

## SCHOOL PROFILE

|   | Our School | Change from Last Year | Primary Schools with Students Like Ours | Median Primary School |
|---|------------|-----------------------|---|-----------------------|
| <b>Students (n=307)</b>                         |            |                       |   |                       |
| Retention rate                                  | 0.9%       | Up from 0.0%          | 3.2%                                    | 2.5%                  |
| Attendance rate                                 | 96.5%      | Up from 95.6%         | 95.8%                                   | 95.8%                 |
| With disabilities other than speech             | N/AV       | N/AV                  | N/AV                                    | N/AV                  |
| Older than usual for grade                      | N/AV       | N/AV                  | N/AV                                    | N/AV                  |
| <b>Teachers (n=17)</b>                          |            |                       |   |                       |
| Teachers with advanced degrees                  | 76.5%      | No Change             | 57.1%                                   | 62.5%                 |
| Continuing contract teachers                    | N/AV       | N/AV                  | N/AV                                    | N/AV                  |
| Teachers returning from previous year           | 92.2%      | Up from 89.9%         | 90.9%                                   | 91.0%                 |
| Teacher attendance rate                         | 93.1%      | Down from 94.7%       | 94.8%                                   | 94.9%                 |
| Average teacher salary*                         | \$44,628   | Up 0.1%               | \$48,496                                | \$47,047              |
| Classes not taught by highly qualified teachers | 0.0%       | No Change             | 0.0%                                    | 0.0%                  |
| Professional development days/teacher           | 12.0 days  | Down from 12.1 days   | 17.2 days                               | 13.2 days             |
| <b>School</b>                                   |            |                       |   |                       |
| Principal's years at school                     | 6.0        | Up from 5.0           | 8.0                                     | 6.0                   |
| Student-teacher ratio in core subjects          | 14.9 to 1  | Down from 15.7 to 1   | 21.4 to 1                               | 21.1 to 1             |
| Prime instructional time                        | 88.8%      | Up from 87.4%         | 89.7%                                   | 89.5%                 |
| Opportunities in the arts                       | Good       | No Change             | Good                                    | Good                  |
| SACS accreditation                              | Yes        | No Change             | Yes                                     | Yes                   |
| Character development program                   | Good       | No Change             | Excellent                               | Excellent             |
| Dollars spent per pupil**                       | \$4,950    | Down 2.6%             | \$6,929                                 | \$6,841               |
| Percent of expenditures for instruction**       | 81.2%      | Up from 78.5%         | 72.0%                                   | 68.5%                 |
| Percent of expenditures for teacher salaries**  | 78.7%      | Up from 75.7%         | 69.7%                                   | 65.2%                 |
| ESEA composite index score                      | N/AV       | N/A                   | N/AV                                    | N/AV                  |

\* Length of contract = 185+ days.

\*\* Prior year audited financial data available.

## REPORT OF PRINCIPAL AND SCHOOL IMPROVEMENT COUNCIL

Latta Early Childhood Center is a school with big ideas! Our faculty and staff are dedicated to giving each and every child the best possible education using innovative scheduling, intervention and assistance for children and parents, and the latest technology available. Although research shows that socioeconomic level and academic success go hand-in-hand, LECC is working on overcoming these challenges by using many creative ideas and applying best practices and the latest research. We implemented innovative scheduling which makes small group instruction in language arts and math possible in grades 5K and 1. Every classroom is equipped with a VISTA system which includes an interactive SMART Board, LightSpeed sound system, mounted projector and document camera. These systems are used to enhance instruction and motivate and involve students in the learning process. A Primary Montessori class was added this year, and plans are underway to add a Lower Elementary class next year. The school has implemented a school-wide, supplementary, multi-age reading program which is available to all kindergarten and first grade students. School begins at 7:45 and ends at 2:15 for students. Breakfast is served daily to all students in the classroom.

Norma Coote, SIC Chairperson  
Dollie R. Morrell, Principal

## EVALUATION RESULTS

|  | Teachers |
|--|----------|
| Number of surveys returned                             | 15       |
| Percent satisfied with learning environment            | 93.3%    |
| Percent satisfied with social and physical environment | 100.0%   |
| Percent satisfied with school-home relations           | 93.3%    |

Comprehensive detail, including definitions of ratings, performance criteria, and explanations of status, is available on [www.ed.sc.gov](http://www.ed.sc.gov) and [www.eoc.sc.gov](http://www.eoc.sc.gov) as well as school and school district websites.

Printed versions are available from school districts upon request.

### Abbreviations Key

N/A Not Applicable N/AV Not Available N/C Not Collected N/R Not Reported I/S Insufficient Sample TBD To be determined  
NI Newly Identified CSI Continuing School Improvement CA Corrective Action RP Plan to Restructure R Restructure DELAY School Improvement Status HOLD School Improvement Status