

# SC Annual School Report Card Summary

Manning Early Childhood Center  
 Clarendon School District Two  
 Grades: PK-1 Enrollment: 617  
 Principal: Betty Harrington  
 Superintendent: John Tindal  
 Board Chair: Marilyn Wilson

## PERFORMANCE

Comprehensive detail, including definitions of ratings, performance criteria, and explanations of status, is available on [www.ed.sc.gov](http://www.ed.sc.gov) and [www.eoc.sc.gov](http://www.eoc.sc.gov) as well as school and school district websites. Printed versions are available from school districts upon request.

YEAR	ABSOLUTE RATING	GROWTH RATING	PALMETTO GOLD AND SILVER AWARD		ESEA/FEDERAL ACCOUNTABILITY RATING SYSTEM	
			General Performance	Closing the Gap	ESEA Grade	Accountability Indicator
2012	Excellent	Excellent	TBD	TBD	N/AV	N/A
2011	Excellent	Good	N/A	N/A	Met	N/A
2010	Excellent	Good	N/A	N/A	Met	N/A

## ABSOLUTE RATING OF PRIMARY SCHOOLS WITH STUDENTS LIKE OURS\*

EXCELLENT	GOOD	AVERAGE	BELOW AVERAGE	AT-RISK
14	0	0	0	0

\*Ratings are calculated with data available by 11/13/2012. Schools with Students Like Ours are Primary Schools with Poverty Indices of no more than 5% above or below the index for this school.

### PRIME INSTRUCTIONAL TIME

Our School	Median Primary School
87.8%	89.5%

### STUDENT-TEACHER RATIO IN CORE SUBJECTS

Our School	Median Primary School
24.2 to 1	21.1 to 1

### TEACHERS WITH ADVANCED DEGREES

Our School	Median Primary School
75.0%	62.5%

### TEACHERS RETURNING FROM PREVIOUS YEAR

Our School	Median Primary School
91.1%	91.0%

### PERCENT OF PARENTS ATTENDING CONFERENCES

Our School	Median Primary School
100.0%	100.0%

### DAYS OF PROFESSIONAL DEVELOPMENT\*

Our School	Median Primary School
20.7 days	12.7 days

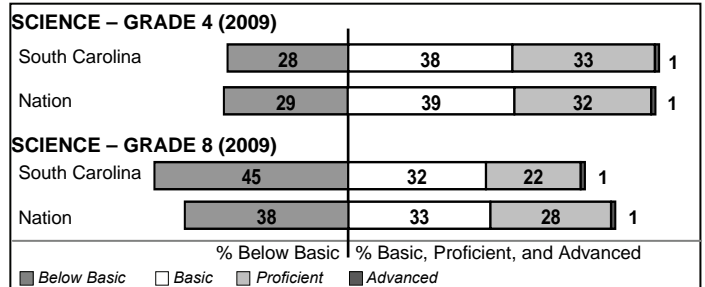
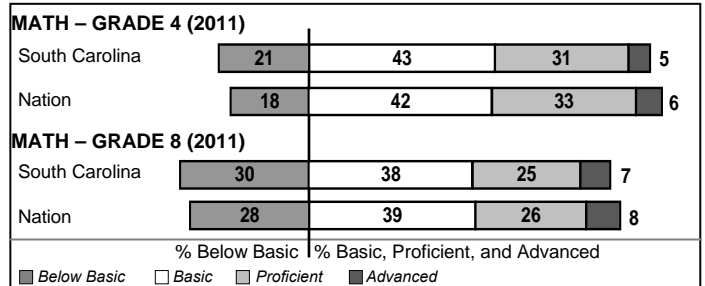
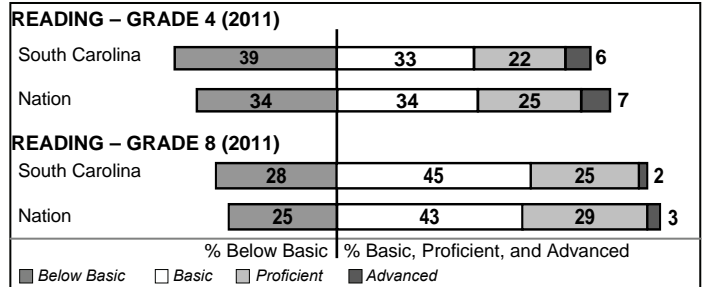
\*Professional development days should be devoted exclusively to knowledge and skills in working with children less than eight years old.

### Types Of Accreditation (More Than One May Apply)

	Not pursuing accreditation
	Conducting a self-study
X	South Carolina Department of Education
X	Southern Association of Colleges and Schools
	American Montessori Society
X	National Association for the Education of Young Children

### NAEP PERFORMANCE\*

\* Performance reported for SC and nation, data not available at school level. Percentages at NAEP Achievement Levels.



### SC PERFORMANCE VISION

*By 2020 all students will graduate with the knowledge and skills necessary to compete successfully in the global economy, participate in a democratic society and contribute positively as members of families and communities.*

#### Abbreviations Key

N/A Not Applicable N/AV Not Available N/C Not Collected N/R Not Reported I/S Insufficient Sample TBD To be determined

**Manning Early Childhood Center  
[Clarendon School District Two]**

**SCHOOL PROFILE**

	Our School	Change from Last Year	Primary Schools with Students Like Ours	Median Primary School
<b>Students (n=617)</b>				
Retention rate	6.6%	Down from 8.8%	2.5%	2.5%
Attendance rate	95.4%	Up from 94.6%	95.8%	95.8%
With disabilities other than speech	N/AV	N/AV	N/AV	N/AV
Older than usual for grade	N/AV	N/AV	N/AV	N/AV
<b>Teachers (n=32)</b>				
Teachers with advanced degrees	75.0%	Down from 77.4%	65.5%	62.5%
Continuing contract teachers	N/AV	N/AV	N/AV	N/AV
Teachers returning from previous year	91.1%	Up from 90.0%	91.0%	91.0%
Teacher attendance rate	94.0%	Down from 95.9%	95.0%	94.9%
Average teacher salary*	\$47,413	Up 0.4%	\$46,500	\$47,047
Classes not taught by highly qualified teachers	0.0%	No Change	0.0%	0.0%
Professional development days/teacher	25.3 days	Up from 25.2 days	15.1 days	13.2 days
<b>School</b>				
Principal's years at school	5.0	Up from 4.0	5.0	6.0
Student-teacher ratio in core subjects	24.2 to 1	Up from 22.5 to 1	21.0 to 1	21.1 to 1
Prime instructional time	87.8%	Down from 89.6%	90.2%	89.5%
Opportunities in the arts	Good	No Change	Good	Good
SACS accreditation	Yes	No Change	Yes	Yes
Character development program	Excellent	No Change	Excellent	Excellent
Dollars spent per pupil**	\$6,408	Down 7.5%	\$6,865	\$6,841
Percent of expenditures for instruction**	72.0%	Down from 73.2%	68.6%	68.5%
Percent of expenditures for teacher salaries**	70.9%	Down from 72.0%	65.1%	65.2%
ESEA composite index score	N/AV	N/A	N/AV	N/AV

\* Length of contract = 185+ days.

\*\* Prior year audited financial data available.

**EVALUATION RESULTS**

	Teachers
Number of surveys returned	27
Percent satisfied with learning environment	100.0%
Percent satisfied with social and physical environment	100.0%
Percent satisfied with school-home relations	96.3%

**REPORT OF PRINCIPAL AND SCHOOL IMPROVEMENT COUNCIL**

"Making Every Child Count" is the motto of Manning Early Childhood Center. MECC has been recognized as a "Red Carpet" School is accredited by the Southern Association of Colleges and Schools and the National Association for the Education of Young Children. MECC has maintained an Excellent Report Card Rating since it opened in 2000 and has met AYP all but two of those years.

There are many factors that support the program and mission of educating children. All staff members are highly qualified with over 70% of the professional staff having an advanced degree and five teachers are National Board Certified. MECC incorporates a variety of programs to support instruction. There are six Child Development Pilot Project Pre-K classrooms that serve 120 students in an all day program. MECC supports the use of instructional technology and has a state of the art computer lab with the Waterford and Classworks programs. 100% of the classrooms have interactive boards and all classrooms have multiple computers. MECC offers the literacy enrichment program, Raise a Reader, and the remediation program, Roaring Readers. The special education staff is highly trained in innovative teaching and behavior modification techniques. The Early Literacy Program funded through a Save the Children grant serves 50 in school students and up to 40 students after school.

A variety of parent and family activities also support the programs at MECC. Families participate in a Rotary sponsored "Literacy Night", First Steps Family Literacy, and a Family Resource Center. Additional programs and activities include; inviting families in for meals, an annual school play, and Readinghouse Sweepstakes. An automatic calling system informs parents of events and meetings. Parents also have access to the school and district website for information and a school newsletter is sent home monthly. MECC has many service learning projects such as; Relay for Life, Nothing but Nets, Hugs for Haiti, garden projects, food drives, and a Character Education program.

Areas of concern at MECC include student attendance, tardiness, reading and math levels, and pupil-teacher ratios. The poverty level in Clarendon School District Two is also a factor that impedes student progress. MECC has a disproportionate number of special education students who are achieving below grade level. Although these issues are being addressed, they may have an adverse effect on future report card ratings.

Tami Wynne, SIC Chairperson  
Betty Harrington, Principal

Comprehensive detail, including definitions of ratings, performance criteria, and explanations of status, is available on [www.ed.sc.gov](http://www.ed.sc.gov) and [www.eoc.sc.gov](http://www.eoc.sc.gov) as well as school and school district websites.

Printed versions are available from school districts upon request.

**Abbreviations Key**

N/A Not Applicable N/AV Not Available N/C Not Collected N/R Not Reported I/S Insufficient Sample TBD To be determined

NI Newly Identified CSI Continuing School Improvement CA Corrective Action RP Plan to Restructure R Restructure DELAY School Improvement Status HOLD School Improvement Status