

SC Annual School Report Card Summary

Summerton Early Childhood Center
 Clarendon One
 Grades: PK-2 Enrollment: 275
 Principal: Tamika D. Riley
 Superintendent: Dr. Rose H. Wilder
 Board Chair: Ms. Wanda Thomas

PERFORMANCE

Comprehensive detail, including definitions of ratings, performance criteria, and explanations of status, is available on www.ed.sc.gov and www.eoc.sc.gov as well as school and school district websites. Printed versions are available from school districts upon request.

YEAR	ABSOLUTE RATING	GROWTH RATING	PALMETTO GOLD AND SILVER AWARD		ESEA/FEDERAL ACCOUNTABILITY RATING SYSTEM	
			General Performance	Closing the Gap	ESEA Grade	Accountability Indicator
2012	Excellent	Excellent	TBD	TBD	N/AV	N/A
2011	Average	N/A	N/A	N/A	Not Met	N/A
2010	N/A	N/A	N/A	N/A	Met	N/A

ABSOLUTE RATING OF PRIMARY SCHOOLS WITH STUDENTS LIKE OURS*

EXCELLENT	GOOD	AVERAGE	BELOW AVERAGE	AT-RISK
10	0	0	0	0

*Ratings are calculated with data available by 11/13/2012. Schools with Students Like Ours are Primary Schools with Poverty Indices of no more than 5% above or below the index for this school.

PRIME INSTRUCTIONAL TIME

Our School	Median Primary School
95.7%	89.5%

STUDENT-TEACHER RATIO IN CORE SUBJECTS

Our School	Median Primary School
20.1 to 1	21.1 to 1

TEACHERS WITH ADVANCED DEGREES

Our School	Median Primary School
82.4%	62.5%

TEACHERS RETURNING FROM PREVIOUS YEAR

Our School	Median Primary School
80.0%	91.0%

PERCENT OF PARENTS ATTENDING CONFERENCES

Our School	Median Primary School
91.8%	100.0%

DAYS OF PROFESSIONAL DEVELOPMENT*

Our School	Median Primary School
3.8 days	12.7 days

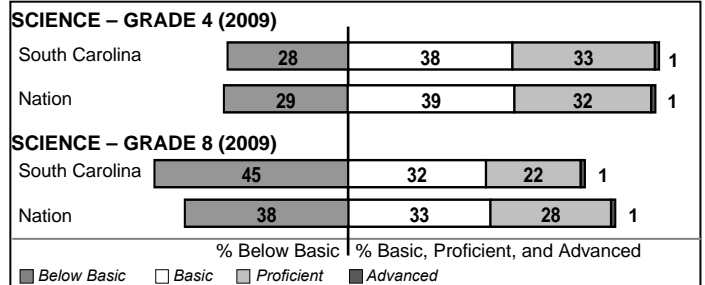
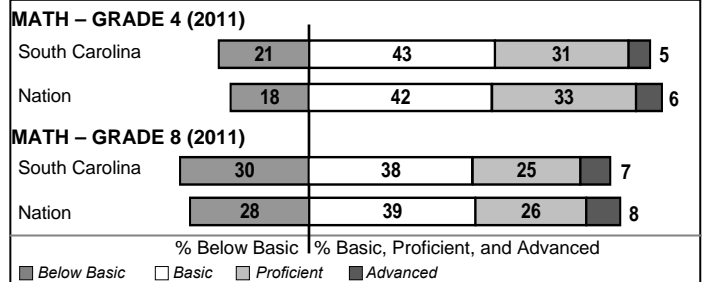
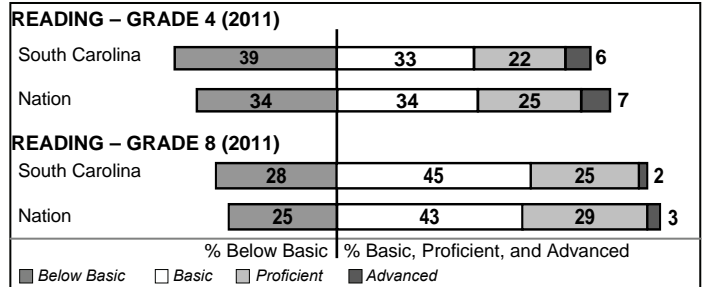
*Professional development days should be devoted exclusively to knowledge and skills in working with children less than eight years old.

Types Of Accreditation (More Than One May Apply)

	Not pursuing accreditation
	Conducting a self-study
X	South Carolina Department of Education
X	Southern Association of Colleges and Schools
	American Montessori Society
X	National Association for the Education of Young Children

NAEP PERFORMANCE*

* Performance reported for SC and nation, data not available at school level. Percentages at NAEP Achievement Levels.



SC PERFORMANCE VISION

By 2020 all students will graduate with the knowledge and skills necessary to compete successfully in the global economy, participate in a democratic society and contribute positively as members of families and communities.

Abbreviations Key

N/A Not Applicable N/AV Not Available N/C Not Collected N/R Not Reported I/S Insufficient Sample TBD To be determined

Summerton Early Childhood Center [Clarendon One]

SCHOOL PROFILE

	Our School	Change from Last Year	Primary Schools with Students Like Ours	Median Primary School
Students (n=275)				
Retention rate	4.5%	Up from 4.2%	4.1%	2.5%
Attendance rate	97.0%	Up from 95.1%	95.8%	95.8%
With disabilities other than speech	N/AV	N/AV	N/AV	N/AV
Older than usual for grade	N/AV	N/AV	N/AV	N/AV
Teachers (n=17)				
Teachers with advanced degrees	82.4%	Up from 52.9%	63.1%	62.5%
Continuing contract teachers	N/AV	N/AV	N/AV	N/AV
Teachers returning from previous year	80.0%	Down from 80.2%	91.0%	91.0%
Teacher attendance rate	99.8%	Up from 96.2%	94.9%	94.9%
Average teacher salary*	\$42,385	Up 10.2%	\$46,104	\$47,047
Classes not taught by highly qualified teachers	0.0%	No Change	0.0%	0.0%
Professional development days/teacher	6.7 days	Down from 15.8 days	15.1 days	13.2 days
School				
Principal's years at school	5.0	Up from 0.4	5.0	6.0
Student-teacher ratio in core subjects	20.1 to 1	Up from 17.7 to 1	20.3 to 1	21.1 to 1
Prime instructional time	95.7%	Up from 90.3%	90.2%	89.5%
Opportunities in the arts	Fair	No Change	Good	Good
SACS accreditation	Yes	No Change	Yes	Yes
Character development program	Excellent	No Change	Excellent	Excellent
Dollars spent per pupil**	\$6,252	Down 7.8%	\$6,784	\$6,841
Percent of expenditures for instruction**	65.6%	Up from 61.6%	68.4%	68.5%
Percent of expenditures for teacher salaries**	63.9%	Up from 58.3%	64.9%	65.2%
ESEA composite index score	N/AV	N/A	N/AV	N/AV

* Length of contract = 185+ days.

** Prior year audited financial data available.

EVALUATION RESULTS

	Teachers
Number of surveys returned	15
Percent satisfied with learning environment	93.3%
Percent satisfied with social and physical environment	100.0%
Percent satisfied with school-home relations	92.9%

REPORT OF PRINCIPAL AND SCHOOL IMPROVEMENT COUNCIL

The mission of Summerton Early Childhood Center is to educate the "whole" child by partnering with parents and the community. We believe that is our mission as a school and community to ensure that all students are well-prepared academically, socially, and emotionally in order to become successful and productive lifelong citizens. Currently, we are a 2010-2013 "Red Carpet" School recipient, accredited by the Southern Association of Colleges and Schools, and have earned NAECY (National Association for the Education of Young Children) accreditation.

Improving instruction and enhancing student achievement continues to be top priority goals at Summerton Early Childhood Center. Our instructional staff, parents, community members, and administrators collaborate continually to seek methods to improve instruction and enhance student achievement.

Summerton Early Childhood Center implemented several learning strategies during the year that aided in student success and achievement. We implemented a school-wide writing curriculum, "Writing to Win" and integrated the Continuous Improvement Model into our curriculum. We continue to [provide our students with researched-based curriculum (STC Kits) in science and the best practices in ELA and Math. Benchmark assessments are also administered three times throughout the year. These assessments aid teachers in guiding instruction.

Parents and guardians have been offered a wide variety of educational opportunities and parenting workshops that have provided them with skills to be actively involved in their child's education on a regular basis, through Rotary sponsored Literacy Night and Title I Parenting Programs. Our PTSO continues to sponsor numerous activities which include: Back 2 School Bash, Fall Festival, Donuts for Dads/Muffins for Moms, and Grits for Grannies. The PTSO also sponsored several service learning projects such as Relay for Life, St. Jude Math-a-thon, and JROTC Canned Food Drive. These events opened the door for parents and the community to become more involved with SECC. We continue to solicit your support.

Tamika D. Riley, Principal
Lee Ann Bowman, SIC Chairperson

Comprehensive detail, including definitions of ratings, performance criteria, and explanations of status, is available on www.ed.sc.gov and www.eoc.sc.gov as well as school and school district websites.

Printed versions are available from school districts upon request.

Abbreviations Key

N/A Not Applicable N/AV Not Available N/C Not Collected N/R Not Reported I/S Insufficient Sample TBD To be determined
NI Newly Identified CSI Continuing School Improvement CA Corrective Action RP Plan to Restructure R Restructure DELAY School Improvement Status HOLD School Improvement Status