

# SC Annual School Report Card Summary

Cheraw Primary  
 Chesterfield County School District  
 Grades: PK-2 Enrollment: 502  
 Principal: Melisa Little  
 Superintendent: Dr. J. Harrison Goodwin  
 Board Chair: Mr. James N. Sweeney

## PERFORMANCE

Comprehensive detail, including definitions of ratings, performance criteria, and explanations of status, is available on [www.ed.sc.gov](http://www.ed.sc.gov) and [www.eoc.sc.gov](http://www.eoc.sc.gov) as well as school and school district websites. Printed versions are available from school districts upon request.

YEAR	ABSOLUTE RATING	GROWTH RATING	PALMETTO GOLD AND SILVER AWARD		ESEA/FEDERAL ACCOUNTABILITY RATING SYSTEM	
			General Performance	Closing the Gap	ESEA Grade	Accountability Indicator
2012	Excellent	Good	TBD	TBD	N/AV	N/A
2011	Excellent	Good	N/A	N/A	Met	RP-DELAY
2010	Excellent	Good	N/A	N/A	Not Met	RP

## ABSOLUTE RATING OF PRIMARY SCHOOLS WITH STUDENTS LIKE OURS\*

EXCELLENT	GOOD	AVERAGE	BELOW AVERAGE	AT-RISK
12	0	0	0	0

\*Ratings are calculated with data available by 11/13/2012. Schools with Students Like Ours are Primary Schools with Poverty Indices of no more than 5% above or below the index for this school.

### PRIME INSTRUCTIONAL TIME

Our School	Median Primary School
90.2%	89.5%

### STUDENT-TEACHER RATIO IN CORE SUBJECTS

Our School	Median Primary School
17.5 to 1	21.1 to 1

### TEACHERS WITH ADVANCED DEGREES

Our School	Median Primary School
85.7%	62.5%

### TEACHERS RETURNING FROM PREVIOUS YEAR

Our School	Median Primary School
92.0%	91.0%

### PERCENT OF PARENTS ATTENDING CONFERENCES

Our School	Median Primary School
100.0%	100.0%

### DAYS OF PROFESSIONAL DEVELOPMENT\*

Our School	Median Primary School
1.1 days	12.7 days

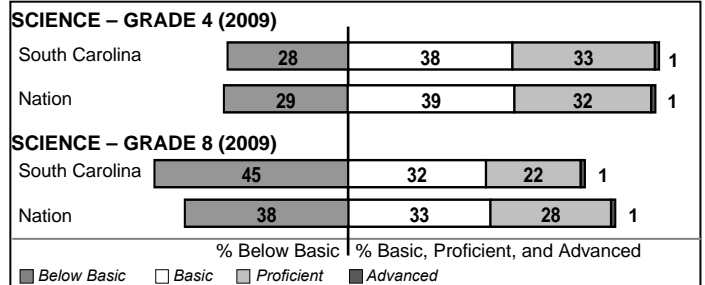
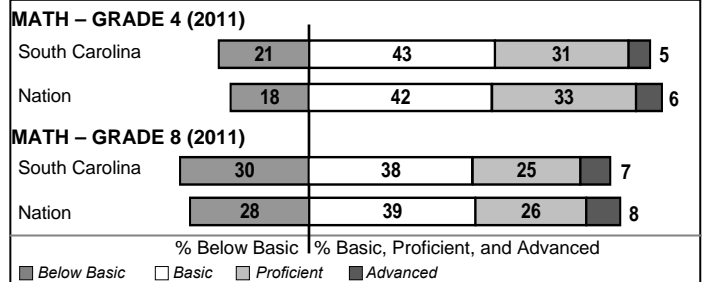
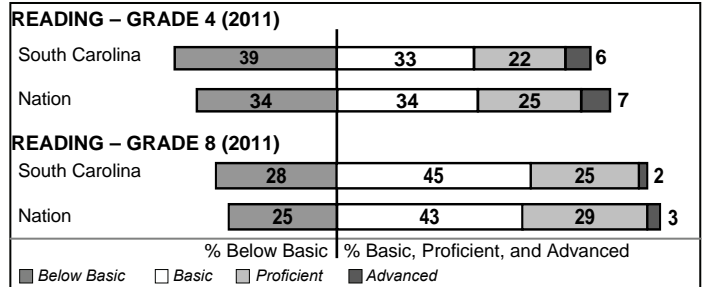
\*Professional development days should be devoted exclusively to knowledge and skills in working with children less than eight years old.

### Types Of Accreditation (More Than One May Apply)

	Not pursuing accreditation
	Conducting a self-study
X	South Carolina Department of Education
X	Southern Association of Colleges and Schools
	American Montessori Society
	National Association for the Education of Young Children

## NAEP PERFORMANCE\*

\* Performance reported for SC and nation, data not available at school level. Percentages at NAEP Achievement Levels.



## SC PERFORMANCE VISION

*By 2020 all students will graduate with the knowledge and skills necessary to compete successfully in the global economy, participate in a democratic society and contribute positively as members of families and communities.*

### Abbreviations Key

N/A Not Applicable N/AV Not Available N/C Not Collected N/R Not Reported I/S Insufficient Sample TBD To be determined

# Cheraw Primary [Chesterfield County School District]

## SCHOOL PROFILE

	Our School	Change from Last Year	Primary Schools with Students Like Ours	Median Primary School
<b>Students (n=502)</b>				
Retention rate	1.3%	Up from 0.6%	2.0%	2.5%
Attendance rate	95.9%	Up from 94.4%	95.8%	95.8%
With disabilities other than speech	N/AV	N/AV	N/AV	N/AV
Older than usual for grade	N/AV	N/AV	N/AV	N/AV
<b>Teachers (n=35)</b>				
Teachers with advanced degrees	85.7%	Up from 80.0%	70.0%	62.5%
Continuing contract teachers	N/AV	N/AV	N/AV	N/AV
Teachers returning from previous year	92.0%	Up from 91.3%	91.1%	91.0%
Teacher attendance rate	95.4%	Down from 95.7%	94.6%	94.9%
Average teacher salary*	\$48,592	Down 0.8%	\$48,148	\$47,047
Classes not taught by highly qualified teachers	0.0%	No Change	0.0%	0.0%
Professional development days/teacher	3.2 days	Down from 32.0 days	16.1 days	13.2 days
<b>School</b>				
Principal's years at school	2.0	Up from 1.0	7.0	6.0
Student-teacher ratio in core subjects	17.5 to 1	Down from 18.6 to 1	21.9 to 1	21.1 to 1
Prime instructional time	90.2%	Up from 88.0%	88.5%	89.5%
Opportunities in the arts	Good	Up from Fair	Good	Good
SACS accreditation	Yes	No Change	Yes	Yes
Character development program	Excellent	No Change	Excellent	Excellent
Dollars spent per pupil**	\$7,590	Down 2.2%	\$6,901	\$6,841
Percent of expenditures for instruction**	70.6%	Down from 75.0%	70.2%	68.5%
Percent of expenditures for teacher salaries**	68.1%	Down from 72.1%	67.1%	65.2%
ESEA composite index score	N/AV	N/A	N/AV	N/AV

\* Length of contract = 185+ days.

\*\* Prior year audited financial data available.

## EVALUATION RESULTS

	Teachers
Number of surveys returned	31
Percent satisfied with learning environment	100.0%
Percent satisfied with social and physical environment	96.8%
Percent satisfied with school-home relations	96.8%

## REPORT OF PRINCIPAL AND SCHOOL IMPROVEMENT COUNCIL

At Cheraw Primary School, our mission is to provide a positive, challenging, and enriched school environment that allows staff, parents, and the community to prepare students for the future. Cheraw Primary is accredited by the Southern Association of Colleges and Schools. Cheraw Primary is a Response to Intervention Demonstration Site. This research-based professional development initiative focuses on analyzing data to inform instruction, appropriate use of assessment, and implementing effective literacy practices. Cheraw Primary participated in the Summer Reading Project sponsored by the South Carolina Department of Education. This initiative provided each student with twelve books to add to their personal libraries. This is wonderful opportunity for our students to improve their fluency, stamina, and comprehension during the summer. Cheraw Primary participated in the Fresh Fruit and Vegetables Program. The goal of this grant is to improve children's overall diet and create healthier eating habits to impact their health. On May 22, 2012, it was announced that Cheraw Primary is one of five schools being honored as winners of the state's prestigious Exemplary Writing Award. All of our teachers have participated in staff development in the areas of literacy, writing, mathematics, science, character education, and comprehensive health education. Sue Cox, math consultant, conducted a series of workshops on creating assessments and data analysis. Cheraw Primary continued its Character Education Program by promoting life skills and civic responsibilities. Seven teachers are National Board Certified. Parents, business, and community leaders supported our school through PTO, School Improvement Council, and a Volunteer Tutorial Program. Cheraw Primary School consistently promotes its thriving volunteer program by logging many productive hours each year. The Artists in Education Program and our school's PTO co-sponsored residencies with the following artists: Gina Beane, puppetry, and Patz Fowle, pottery. Children's author Kimberly Johnson provided workshops for our students and teachers. Our school participated in service projects which included collecting non-perishable items for the McArn Food Bank and supporting Relay for Life. Our dedicated faculty and staff have worked diligently to create an environment that promotes student success. As reflected in our school motto, "We Just Can't Hide Our Papoose Pride."

Melisa Little, Principal  
Kelly Dusa, Chair of School Improvement Council

Comprehensive detail, including definitions of ratings, performance criteria, and explanations of status, is available on [www.ed.sc.gov](http://www.ed.sc.gov) and [www.eoc.sc.gov](http://www.eoc.sc.gov) as well as school and school district websites.

Printed versions are available from school districts upon request.

### Abbreviations Key

N/A Not Applicable N/AV Not Available N/C Not Collected N/R Not Reported I/S Insufficient Sample TBD To be determined  
NI Newly Identified CSI Continuing School Improvement CA Corrective Action RP Plan to Restructure R Restructure DELAY School Improvement Status HOLD School Improvement Status