

SC Annual School Report Card Summary

Blacksburg Primary School
Cherokee County School District
Grades: PK-2 Enrollment: 415
Principal: Deborah A. Hamrick
Superintendent: Dr. Quincie L. Moore
Board Chair: Mike Ellis

PERFORMANCE

Comprehensive detail, including definitions of ratings, performance criteria, and explanations of status, is available on www.ed.sc.gov and www.eoc.sc.gov as well as school and school district websites. Printed versions are available from school districts upon request.

YEAR	ABSOLUTE RATING	GROWTH RATING	PALMETTO GOLD AND SILVER AWARD		ESEA/FEDERAL ACCOUNTABILITY RATING SYSTEM	
			General Performance	Closing the Gap	ESEA Grade	Accountability Indicator
2012	Excellent	Good	TBD	TBD	N/AV	N/A
2011	Excellent	Good	N/A	N/A	Not Met	N/A
2010	Excellent	Good	N/A	N/A	Met	N/A

ABSOLUTE RATING OF PRIMARY SCHOOLS WITH STUDENTS LIKE OURS*

EXCELLENT	GOOD	AVERAGE	BELOW AVERAGE	AT-RISK
11	0	0	0	0

*Ratings are calculated with data available by 11/13/2012. Schools with Students Like Ours are Primary Schools with Poverty Indices of no more than 5% above or below the index for this school.

PRIME INSTRUCTIONAL TIME

Our School	Median Primary School
88.0%	89.5%

STUDENT-TEACHER RATIO IN CORE SUBJECTS

Our School	Median Primary School
22.6 to 1	21.1 to 1

TEACHERS WITH ADVANCED DEGREES

Our School	Median Primary School
80.0%	62.5%

TEACHERS RETURNING FROM PREVIOUS YEAR

Our School	Median Primary School
85.8%	91.0%

PERCENT OF PARENTS ATTENDING CONFERENCES

Our School	Median Primary School
100.0%	100.0%

DAYS OF PROFESSIONAL DEVELOPMENT*

Our School	Median Primary School
23.8 days	12.7 days

*Professional development days should be devoted exclusively to knowledge and skills in working with children less than eight years old.


Types Of Accreditation (More Than One May Apply)

	Not pursuing accreditation
	Conducting a self-study
X	South Carolina Department of Education
X	Southern Association of Colleges and Schools
	American Montessori Society
	National Association for the Education of Young Children

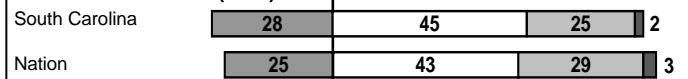
NAEP PERFORMANCE*

* Performance reported for SC and nation, data not available at school level. Percentages at NAEP Achievement Levels.

READING – GRADE 4 (2011)




READING – GRADE 8 (2011)




% Below Basic | % Basic, Proficient, and Advanced

■ Below Basic □ Basic ▒ Proficient ■ Advanced

MATH – GRADE 4 (2011)




MATH – GRADE 8 (2011)




% Below Basic | % Basic, Proficient, and Advanced

■ Below Basic □ Basic ▒ Proficient ■ Advanced

SCIENCE – GRADE 4 (2009)



SCIENCE – GRADE 8 (2009)



% Below Basic | % Basic, Proficient, and Advanced

■ Below Basic □ Basic ▒ Proficient ■ Advanced

SC PERFORMANCE VISION

By 2020 all students will graduate with the knowledge and skills necessary to compete successfully in the global economy, participate in a democratic society and contribute positively as members of families and communities.

Abbreviations Key

N/A Not Applicable N/AV Not Available N/C Not Collected N/R Not Reported I/S Insufficient Sample TBD To be determined

Blacksburg Primary School
[Cherokee County School District]

SCHOOL PROFILE

	Our School	Change from Last Year	Primary Schools with Students Like Ours	Median Primary School
Students (n=415)				
Retention rate	2.0%	Up from 0.8%	2.0%	2.5%
Attendance rate	95.7%	Up from 95.6%	95.8%	95.8%
With disabilities other than speech	N/AV	N/AV	N/AV	N/AV
Older than usual for grade	N/AV	N/AV	N/AV	N/AV
Teachers (n=25)				
Teachers with advanced degrees	80.0%	Up from 72.0%	71.1%	62.5%
Continuing contract teachers	N/AV	N/AV	N/AV	N/AV
Teachers returning from previous year	85.8%	Down from 92.6%	91.0%	91.0%
Teacher attendance rate	93.3%	Down from 94.7%	94.9%	94.9%
Average teacher salary*	\$47,076	Up 0.7%	\$48,520	\$47,047
Classes not taught by highly qualified teachers	0.0%	No Change	0.0%	0.0%
Professional development days/teacher	25.4 days	Down from 29.5 days	14.3 days	13.2 days
School				
Principal's years at school	2.0	Up from 1.0	5.5	6.0
Student-teacher ratio in core subjects	22.6 to 1	Up from 21.1 to 1	20.2 to 1	21.1 to 1
Prime instructional time	88.0%	Down from 89.7%	89.1%	89.5%
Opportunities in the arts	Good	No Change	Good	Good
SACS accreditation	Yes	No Change	Yes	Yes
Character development program	Excellent	No Change	Excellent	Excellent
Dollars spent per pupil**	\$6,626	Up 3.3%	\$7,276	\$6,841
Percent of expenditures for instruction**	72.1%	Down from 72.3%	70.4%	68.5%
Percent of expenditures for teacher salaries**	70.1%	Down from 71.4%	66.9%	65.2%
ESEA composite index score	N/AV	N/A	N/AV	N/AV

* Length of contract = 185+ days.

** Prior year audited financial data available.

EVALUATION RESULTS

	Teachers
Number of surveys returned	24
Percent satisfied with learning environment	95.8%
Percent satisfied with social and physical environment	95.8%
Percent satisfied with school-home relations	87.5%

REPORT OF PRINCIPAL AND SCHOOL IMPROVEMENT COUNCIL

Blacksburg Primary School continues to be a school where learning is our number one goal. We are proud to have had an Excellent rating for Adequate Yearly Progress (AYP) under the No Child Left Behind Guidelines for the past 3 years. We continue to provide students a pleasant and conducive school atmosphere for learning and growing to each individual's potential. This year's focus has been on literacy. Our teachers have been committed to teaching all students to be successful readers. Each child has carried a book pouch home nightly that included reading selections to challenge them, increase interest in reading and encourage them to read for pleasure and learning.

We strive to engage students using the best instructional practices and challenging experiences while creating a safe and nurturing environment. Our goal at Blacksburg Primary is to provide multi-sensory instruction and developmentally appropriate activities for all of our students. We believe a foundation for education is built at the primary level and that these years are very important to the success of our students.

Teachers devoted time to participate after school in Professional Learning Communities to learn new strategies to use in the classroom. We met weekly, focusing on reading and writing, integrated curriculum, differentiated instruction, response to intervention, and character education. We continually provide staff with staff development that focuses on developmentally appropriate activities that meet the social/emotional needs of primary children.

Technology continues to grow at our school. This year we purchased Nooks, Kindles, DSi's and IPOD's to use in a reading room where children use technology specifically for reading. Teachers use Promethean Boards, LCD projectors and document cameras in the room daily to facilitate instruction.

Our PTO and SIC work closely to provide incentives for our students and purchase necessary materials for instruction. They also provide each grade level money to be able to participate in a field trip each year, a special lunch for our staff during Teacher Appreciation Week and are now working to install a covered walkway to the front entrance of our building. We appreciate all our PTO and SIC do along with help and support of our parents to make BPS a great school!

Mrs. Paula Parker was our Teacher of the Year and Mrs. Laura Camp was our Reading Teacher of the Year. Mrs. Mary Byars was our Support Staff of the Year. All of our teachers are highly qualified and we have two National Board Certified teachers.

As we look to the 2012-2013 school year, we will again make it a priority to ensure that your children receive a strong beginning to their educational career in the safest environment possible. We are proud of the progress of our students! We especially would like to thank the community, parents, staff and especially our students who made the 2011-2012 school year a great one with lifelong memories. Again, we have pride when we say, "Blacksburg Primary where learning is our number one goal!"

Deborah Hamrick, Principal
 Donna Davis, SIC Chair

Comprehensive detail, including definitions of ratings, performance criteria, and explanations of status, is available on www.ed.sc.gov and www.eoc.sc.gov as well as school and school district websites.

Printed versions are available from school districts upon request.

Abbreviations Key

N/A Not Applicable N/AV Not Available N/C Not Collected N/R Not Reported I/S Insufficient Sample TBD To be determined

NI Newly Identified CSI Continuing School Improvement CA Corrective Action RP Plan to Restructure R Restructure DELAY School Improvement Status HOLD School Improvement Status