

SC Annual School Report Card Summary

Laurel Hill Primary
Charleston County School District
Grades: PK-2 Enrollment: 1,115
Principal: Michael Antonelli
Superintendent: Dr. Nancy J. McGinley
Board Chair: Mr. Chris Fraser

PERFORMANCE

Comprehensive detail, including definitions of ratings, performance criteria, and explanations of status, is available on www.ed.sc.gov and www.eoc.sc.gov as well as school and school district websites. Printed versions are available from school districts upon request.

YEAR	ABSOLUTE RATING	GROWTH RATING	PALMETTO GOLD AND SILVER AWARD		ESEA/FEDERAL ACCOUNTABILITY RATING SYSTEM	
			General Performance	Closing the Gap	ESEA Grade	Accountability Indicator
2012	Excellent	Excellent	TBD	TBD	N/AV	N/A
2011	Excellent	Good	N/A	N/A	Met	N/A
2010	Excellent	Excellent	N/A	N/A	Met	N/A

ABSOLUTE RATING OF PRIMARY SCHOOLS WITH STUDENTS LIKE OURS*

EXCELLENT	GOOD	AVERAGE	BELOW AVERAGE	AT-RISK
0	0	0	0	0

*Ratings are calculated with data available by 11/13/2012. Schools with Students Like Ours are Primary Schools with Poverty Indices of no more than 5% above or below the index for this school.

PRIME INSTRUCTIONAL TIME

Our School	Median Primary School
94.0%	89.5%

STUDENT-TEACHER RATIO IN CORE SUBJECTS

Our School	Median Primary School
20.0 to 1	21.1 to 1

TEACHERS WITH ADVANCED DEGREES

Our School	Median Primary School
58.0%	62.5%

TEACHERS RETURNING FROM PREVIOUS YEAR

Our School	Median Primary School
93.9%	91.0%

PERCENT OF PARENTS ATTENDING CONFERENCES

Our School	Median Primary School
100.0%	100.0%

DAYS OF PROFESSIONAL DEVELOPMENT*

Our School	Median Primary School
10.9 days	12.7 days

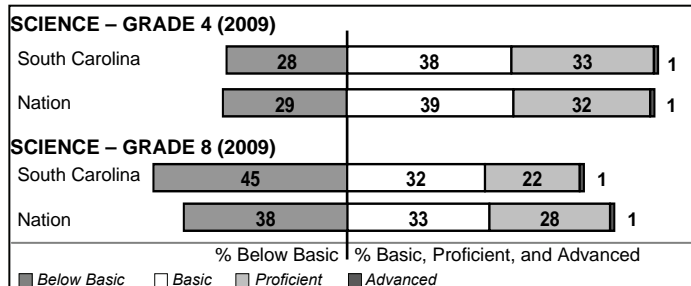
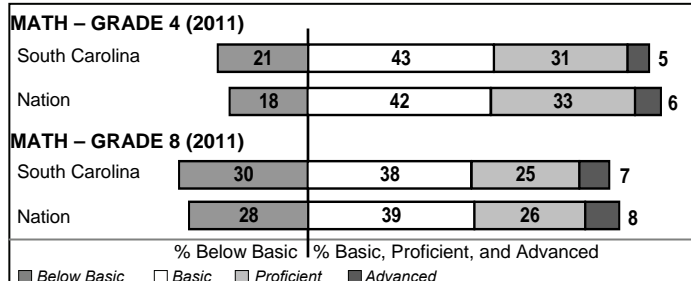
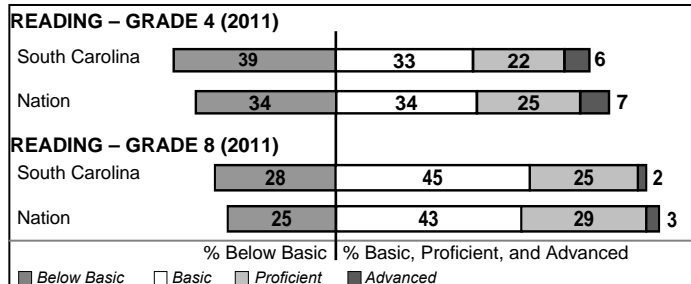
*Professional development days should be devoted exclusively to knowledge and skills in working with children less than eight years old.

Types Of Accreditation (More Than One May Apply)

	Not pursuing accreditation
	Conducting a self-study
X	South Carolina Department of Education
	Southern Association of Colleges and Schools
	American Montessori Society
X	National Association for the Education of Young Children

NAEP PERFORMANCE*

* Performance reported for SC and nation, data not available at school level. Percentages at NAEP Achievement Levels.



SC PERFORMANCE VISION

By 2020 all students will graduate with the knowledge and skills necessary to compete successfully in the global economy, participate in a democratic society and contribute positively as members of families and communities.

Abbreviations Key

N/A Not Applicable N/AV Not Available N/C Not Collected N/R Not Reported I/S Insufficient Sample TBD To be determined

Laurel Hill Primary [Charleston County School District]

SCHOOL PROFILE

	Our School	Change from Last Year	Primary Schools with Students Like Ours	Median Primary School
Students (n=1,115)				
Retention rate	0.9%	Down from 1.4%	0.9%	2.5%
Attendance rate	96.5%	Up from 95.4%	96.5%	95.8%
With disabilities other than speech	N/AV	N/AV	N/AV	N/AV
Older than usual for grade	N/AV	N/AV	N/AV	N/AV
Teachers (n=69)				
Teachers with advanced degrees	58.0%	Up from 55.1%	58.0%	62.5%
Continuing contract teachers	N/AV	N/AV	N/AV	N/AV
Teachers returning from previous year	93.9%	Down from 94.0%	93.9%	91.0%
Teacher attendance rate	97.6%	No Change	97.6%	94.9%
Average teacher salary*	\$47,450	Up 0.7%	\$47,450	\$47,047
Classes not taught by highly qualified teachers	0.3%	Up from 0.0%	0.3%	0.0%
Professional development days/teacher	11.1 days	No Change	11.1 days	13.2 days
School				
Principal's years at school	7.0	Up from 6.0	7.0	6.0
Student-teacher ratio in core subjects	20.0 to 1	Down from 22.9 to 1	20.0 to 1	21.1 to 1
Prime instructional time	94.0%	Up from 92.9%	94.0%	89.5%
Opportunities in the arts	Excellent	No Change	Excellent	Good
SACS accreditation	No	No Change	No	Yes
Character development program	Excellent	No Change	Excellent	Excellent
Dollars spent per pupil**	\$6,267	Up 2.3%	\$6,267	\$6,841
Percent of expenditures for instruction**	73.7%	Up from 73.4%	73.7%	68.5%
Percent of expenditures for teacher salaries**	72.3%	Up from 72.0%	72.3%	65.2%
ESEA composite index score	N/AV	N/A	N/AV	N/AV

* Length of contract = 185+ days.

** Prior year audited financial data available.

EVALUATION RESULTS

	Teachers
Number of surveys returned	46
Percent satisfied with learning environment	95.7%
Percent satisfied with social and physical environment	100.0%
Percent satisfied with school-home relations	100.0%

REPORT OF PRINCIPAL AND SCHOOL IMPROVEMENT COUNCIL

Upon entering our building, one can immediately sense the child-centered atmosphere that has already made Laurel Hill Primary School (LHPS) an award-winning school. At LHPS we are committed to the success of each child. Our students continue to grow in all areas: academically, socially, physically, and artistically. We are determined to provide a child-centered and developmentally appropriate learning environment in each of our classrooms.

One recent area of focus is providing students with authentic writing opportunities. Fourteen of our classes participated in writing labs this year as our teachers worked alongside our teacher coach exploring different units of study with the children. Our students have the opportunity to consistently write about their own experiences and/or topics of interest, which has helped to cultivate the love of writing that we see each day. LHPS is proud of the accreditation through the National Association for the Education of Young Children (NAEYC). This prestigious status has been described as the gold standard by which early childhood programs are evaluated. We will be reapplying for NAEYC accreditation this year.

We also believe that we must show evidence of growth in student achievement as measured by standardized assessments. The LHPS teachers and administrators monitor student achievement regularly, and we are very pleased with our outstanding results in all content areas. For example, nearly all of our 2nd grade students (78% in reading and 93% in math) scored above the national average and the vast majority (65% in reading and 79% in math) scored above the 75th percentile as indicated by MAP assessments. This data, coupled with the above-mentioned accreditation status, validates the incredible work that our dedicated teachers perform on a daily basis.

As LHPS perpetually works toward our vision of a professional learning community, our teachers continue to participate in workshops, on-site graduate courses, professional book studies, and national conferences. We held our sixth annual Laurel Hill Mini Conference that provided a venue for our master teachers to present sessions to other faculty members. Current research clearly indicates that the greatest factor in student success is a master teacher in every classroom. We are thrilled that fourteen of our current faculty members have already achieved National Board Certification and that others will be pursuing this professional honor in the coming year.

Various annual events were once again held for our school community including Family Reading Night, Math Night, Art Night, and our Turtle Trot. LHPS is proud of our current successes and we are committed to continued improvement in all aspects of educating our children. We appreciate the support from our PTA, School Improvement Council (SIC), parents and the Mt. Pleasant community, whose partnerships involve volunteering, fundraising, tutoring and organizing various events. The primary goal at Laurel Hill Primary School is to challenge every one of our students to meet his or her greatest potential. We focus daily on helping our children cultivate a love of learning that will last a lifetime.

Michael Antonelli, Principal
Chalmers, SIC Chairman

Howard

Comprehensive detail, including definitions of ratings, performance criteria, and explanations of status, is available on www.ed.sc.gov and www.eoc.sc.gov as well as school and school district websites.

Printed versions are available from school districts upon request.

Abbreviations Key

N/A Not Applicable N/AV Not Available N/C Not Collected N/R Not Reported I/S Insufficient Sample TBD To be determined

NI Newly Identified CSI Continuing School Improvement CA Corrective Action RP Plan to Restructure R Restructure DELAY School Improvement Status HOLD School Improvement Status