

# SC Annual School Report Card Summary

Midland Park Primary  
Charleston County School District  
Grades: PK-1 Enrollment: 354  
Principal: Elizabeth McCraw  
Superintendent: Dr. Nancy J. McGinley  
Board Chair: Mr. Chris Fraser

## PERFORMANCE

Comprehensive detail, including definitions of ratings, performance criteria, and explanations of status, is available on [www.ed.sc.gov](http://www.ed.sc.gov) and [www.eoc.sc.gov](http://www.eoc.sc.gov) as well as school and school district websites. Printed versions are available from school districts upon request.

YEAR	ABSOLUTE RATING	GROWTH RATING	PALMETTO GOLD AND SILVER AWARD		ESEA/FEDERAL ACCOUNTABILITY RATING SYSTEM	
			General Performance	Closing the Gap	ESEA Grade	Accountability Indicator
2012	N/A	N/A	TBD	TBD	N/AV	N/A
2011	N/A	N/A	N/A	N/A	Met	N/A
2010	N/A	N/A	N/A	N/A	N/A	N/A

## ABSOLUTE RATING OF PRIMARY SCHOOLS WITH STUDENTS LIKE OURS\*

EXCELLENT	GOOD	AVERAGE	BELOW AVERAGE	AT-RISK
10	0	0	0	0

\*Ratings are calculated with data available by 11/13/2012. Schools with Students Like Ours are Primary Schools with Poverty Indices of no more than 5% above or below the index for this school.

### PRIME INSTRUCTIONAL TIME

Our School	Median Primary School
93.2%	89.5%

### STUDENT-TEACHER RATIO IN CORE SUBJECTS

Our School	Median Primary School
20.1 to 1	21.1 to 1

### TEACHERS WITH ADVANCED DEGREES

Our School	Median Primary School
51.4%	62.5%

### TEACHERS RETURNING FROM PREVIOUS YEAR

Our School	Median Primary School
N/A	91.0%

### PERCENT OF PARENTS ATTENDING CONFERENCES

Our School	Median Primary School
96.1%	100.0%

### DAYS OF PROFESSIONAL DEVELOPMENT\*

Our School	Median Primary School
4.3 days	12.7 days

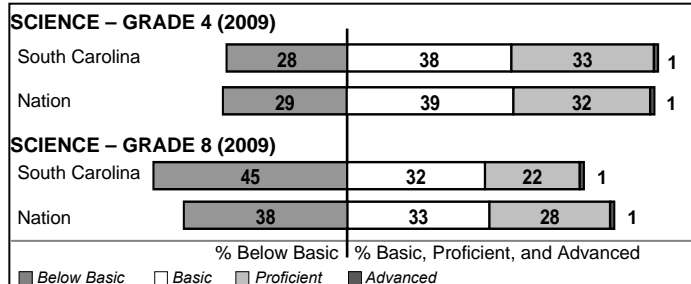
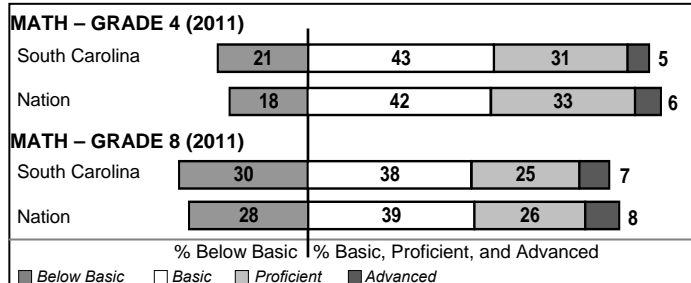
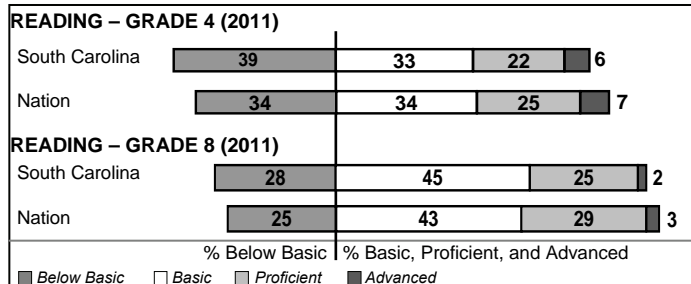
\*Professional development days should be devoted exclusively to knowledge and skills in working with children less than eight years old.

### Types Of Accreditation (More Than One May Apply)

Not pursuing accreditation
Conducting a self-study
South Carolina Department of Education
Southern Association of Colleges and Schools
American Montessori Society
National Association for the Education of Young Children

## NAEP PERFORMANCE\*

\* Performance reported for SC and nation, data not available at school level. Percentages at NAEP Achievement Levels.



## SC PERFORMANCE VISION

*By 2020 all students will graduate with the knowledge and skills necessary to compete successfully in the global economy, participate in a democratic society and contribute positively as members of families and communities.*

### Abbreviations Key

N/A Not Applicable N/AV Not Available N/C Not Collected N/R Not Reported I/S Insufficient Sample TBD To be determined

Midland Park Primary [Charleston County School

SCHOOL PROFILE

	Our School	Change from Last Year	Primary Schools with Students Like Ours	Median Primary School
Students (n=354)				
Retention rate	0.3%	Down from 1.8%	4.1%	2.5%
Attendance rate	95.9%	Up from 94.6%	95.8%	95.8%
With disabilities other than speech	N/AV	N/AV	N/AV	N/AV
Older than usual for grade	N/AV	N/AV	N/AV	N/AV
Teachers (n=35)				
Teachers with advanced degrees	51.4%	Down from 51.7%	63.1%	62.5%
Continuing contract teachers	N/AV	N/AV	N/AV	N/AV
Teachers returning from previous year	N/A	N/A	91.0%	91.0%
Teacher attendance rate	97.5%	Down from 98.4%	94.9%	94.9%
Average teacher salary*	\$44,102	Up 1.6%	\$46,104	\$47,047
Classes not taught by highly qualified teachers	3.1%	Down from 3.4%	0.0%	0.0%
Professional development days/teacher	4.6 days	Up from 4.0 days	15.1 days	13.2 days
School				
Principal's years at school	2.0	Up from 1.0	5.0	6.0
Student-teacher ratio in core subjects	20.1 to 1	Up from 18.1 to 1	20.3 to 1	21.1 to 1
Prime instructional time	93.2%	Up from 92.9%	90.2%	89.5%
Opportunities in the arts	Poor	No Change	Good	Good
SACS accreditation	No	No Change	Yes	Yes
Character development program	Good	No Change	Excellent	Excellent
Dollars spent per pupil**	\$8,124	Up 14.1%	\$6,784	\$6,841
Percent of expenditures for instruction**	65.4%	Down from 70.1%	68.4%	68.5%
Percent of expenditures for teacher salaries**	63.9%	Down from 66.1%	64.9%	65.2%
ESEA composite index score	N/AV	N/A	N/AV	N/AV

\* Length of contract = 185+ days.  
\*\* Prior year audited financial data available.

EVALUATION RESULTS

	Teachers
Number of surveys returned	6
Percent satisfied with learning environment	83.3%
Percent satisfied with social and physical environment	100.0%
Percent satisfied with school-home relations	83.3%

Comprehensive detail, including definitions of ratings, performance criteria, and explanations of status, is available on [www.ed.sc.gov](http://www.ed.sc.gov) and [www.eoc.sc.gov](http://www.eoc.sc.gov) as well as school and school district websites.

Printed versions are available from school districts upon request.

REPORT OF PRINCIPAL AND SCHOOL IMPROVEMENT COUNCIL

Midland Park Primary serves students CD – 1st grade and our Early Head Start Program serves students birth – 4 year olds. Our primary focus is to actively engage students in order to close the achievement gap and build a solid foundation to prepare students for on-time graduation. We have two First Grade Academy teachers who worked with approximately 42 students in 1st grade and a kindergarten interventionist who works with 20 kindergarten students. In addition, we focused on increasing parental involvement, increasing school to home interactions, and enhancing classroom instructional strategies through ongoing staff development. All of our classrooms are now equipped with integrated SMART boards and document cameras. Teacher teams met weekly to discuss the Coherent Curriculum, Instructional Practices, and data gained from sources such as Common Assessments, Measures of Academic Progress, Dynamic Indicators of Basic Early Literacy Skills, established SMART goals, and refined Instructional Calendars. Our Core Team provided the guidance and framework for our Response to Interventions. Opportunities for parental involvement were established through the continuation of family nights, PTO events, Parent Literacy Events, and Make and Take Workshops. Communications with parents were sent home in both English and Spanish to inform all parents of school activities. This was facilitated by our school translator. Our parents are always made to feel welcome and are often seen volunteering throughout the school. Our positive school climate allows our children to feel safe in a nurturing environment where they can reach their full potential. We continue to make daily decisions based on data. Our high expectations have resulted in exemplary performances from our teachers and our students. We are excited about our accomplishments and look forward to continued success at Midland Park Primary, where “Excellence is Our Standard.”

Elizabeth McCraw, Principal  
Wash, SIC Chairperson

Cheryl