

SC Annual School Report Card Summary

Concrete Primary
 Anderson District One
 Grades: PK-2 Enrollment: 525
 Principal: Sherry Padgett
 Superintendent: Dr. Wayne Fowler
 Board Chair: Mr. Fred Alexander

PERFORMANCE

Comprehensive detail, including definitions of ratings, performance criteria, and explanations of status, is available on www.ed.sc.gov and www.eoc.sc.gov as well as school and school district websites. Printed versions are available from school districts upon request.

YEAR	ABSOLUTE RATING	GROWTH RATING	PALMETTO GOLD AND SILVER AWARD		ESEA/FEDERAL ACCOUNTABILITY RATING SYSTEM	
			General Performance	Closing the Gap	ESEA Grade	Accountability Indicator
2012	Excellent	Good	TBD	TBD	N/AV	N/A
2011	Excellent	Good	N/A	N/A	Met	N/A
2010	Excellent	Excellent	N/A	N/A	Met	N/A

ABSOLUTE RATING OF PRIMARY SCHOOLS WITH STUDENTS LIKE OURS*

EXCELLENT	GOOD	AVERAGE	BELOW AVERAGE	AT-RISK
0	0	0	0	0

*Ratings are calculated with data available by 11/13/2012. Schools with Students Like Ours are Primary Schools with Poverty Indices of no more than 5% above or below the index for this school.

PRIME INSTRUCTIONAL TIME

Our School	Median Primary School
90.8%	89.5%

STUDENT-TEACHER RATIO IN CORE SUBJECTS

Our School	Median Primary School
23.7 to 1	21.1 to 1

TEACHERS WITH ADVANCED DEGREES

Our School	Median Primary School
48.1%	62.5%

TEACHERS RETURNING FROM PREVIOUS YEAR

Our School	Median Primary School
91.1%	91.0%

PERCENT OF PARENTS ATTENDING CONFERENCES

Our School	Median Primary School
100.0%	100.0%

DAYS OF PROFESSIONAL DEVELOPMENT*

Our School	Median Primary School
9.2 days	12.7 days

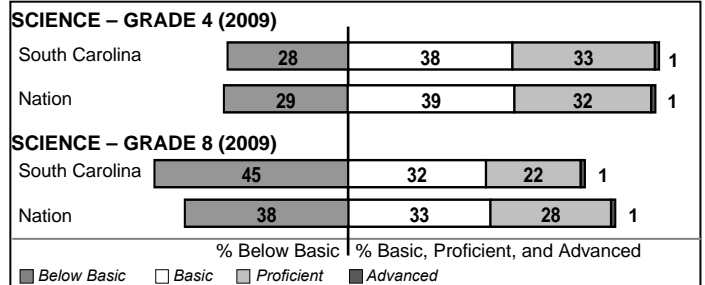
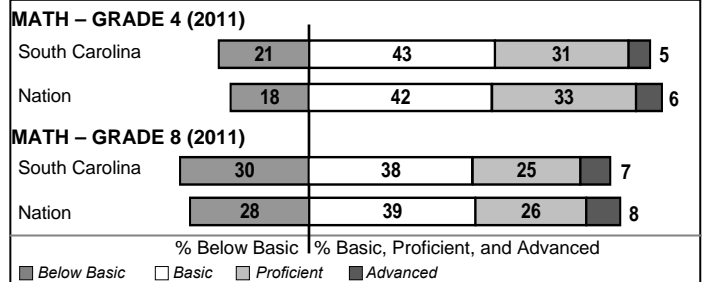
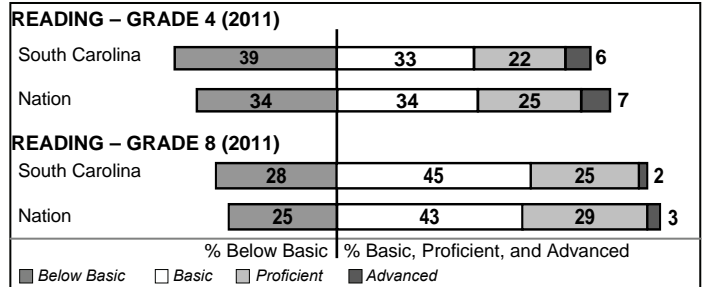
*Professional development days should be devoted exclusively to knowledge and skills in working with children less than eight years old.

Types Of Accreditation (More Than One May Apply)

	Not pursuing accreditation
	Conducting a self-study
X	South Carolina Department of Education
X	Southern Association of Colleges and Schools
	American Montessori Society
	National Association for the Education of Young Children

NAEP PERFORMANCE*

* Performance reported for SC and nation, data not available at school level. Percentages at NAEP Achievement Levels.



SC PERFORMANCE VISION

By 2020 all students will graduate with the knowledge and skills necessary to compete successfully in the global economy, participate in a democratic society and contribute positively as members of families and communities.

Abbreviations Key

N/A Not Applicable N/AV Not Available N/C Not Collected N/R Not Reported I/S Insufficient Sample TBD To be determined

Concrete Primary [Anderson District One]

SCHOOL PROFILE

	Our School	Change from Last Year	Primary Schools with Students Like Ours	Median Primary School
Students (n=525)				
Retention rate	2.3%	Down from 3.4%	2.3%	2.5%
Attendance rate	96.5%	Up from 96.1%	96.5%	95.8%
With disabilities other than speech	N/AV	N/AV	N/AV	N/AV
Older than usual for grade	N/AV	N/AV	N/AV	N/AV
Teachers (n=27)				
Teachers with advanced degrees	48.1%	Down from 51.9%	48.1%	62.5%
Continuing contract teachers	N/AV	N/AV	N/AV	N/AV
Teachers returning from previous year	91.1%	Down from 95.0%	91.1%	91.0%
Teacher attendance rate	95.0%	Down from 96.4%	95.0%	94.9%
Average teacher salary*	\$45,505	Up 5.4%	\$45,505	\$47,047
Classes not taught by highly qualified teachers	0.0%	No Change	0.0%	0.0%
Professional development days/teacher	10.5 days	Up from 9.7 days	10.5 days	13.2 days
School				
Principal's years at school	3.0	Up from 2.0	3.0	6.0
Student-teacher ratio in core subjects	23.7 to 1	Down from 24.6 to 1	23.7 to 1	21.1 to 1
Prime instructional time	90.8%	Down from 92.2%	90.8%	89.5%
Opportunities in the arts	Good	No Change	Good	Good
SACS accreditation	Yes	No Change	Yes	Yes
Character development program	Excellent	Up from Good	Excellent	Excellent
Dollars spent per pupil**	\$5,065	Down 3.2%	\$5,065	\$6,841
Percent of expenditures for instruction**	67.6%	Down from 68.8%	67.6%	68.5%
Percent of expenditures for teacher salaries**	65.5%	Down from 66.4%	65.5%	65.2%
ESEA composite index score	N/AV	N/A	N/AV	N/AV

* Length of contract = 185+ days.

** Prior year audited financial data available.

EVALUATION RESULTS

	Teachers
Number of surveys returned	18
Percent satisfied with learning environment	100.0%
Percent satisfied with social and physical environment	94.4%
Percent satisfied with school-home relations	100.0%

REPORT OF PRINCIPAL AND SCHOOL IMPROVEMENT COUNCIL

The 2011-2012 school year showed the many ways that students continue to meet the high expectations that the community has for their school.

Teachers continued to participate in training for Balanced Literacy. PTSO continued their support of our literacy efforts by purchasing internet based reading materials that were accessible through any internet connection. This enabled students to continue to read materials that were chosen specifically for them and worked to directly target the unique talents of each student.

Students continued to participate in the Measures of Academic Progress test or MAP. Teachers continue to analyze the results of these tests to plan instructional opportunities for all students.

In order to increase safety, additional cameras were added throughout the school and campus. These cameras can now be accessed through a display in the front office.

The PTSO continued to have a strong and positive impact on the school climate. President Jane Keefauver and the members of the PTSO continued to sponsor numerous special events and school improvements. Special events included Doughnuts for Dads, Muffins for Moms, Science Night, Grandparents Day, Clay Night, Awards Day, Field Day, and the community based Concrete Carnival. PTSO also supports grade level field trips and numerous activities to show appreciation for teachers.

Students were recognized for their academic and character accomplishments. The "Prize Patrol" awarded students for academic and attendance achievements. Students were recognized on WCCN for their accomplishments in Reading Counts. Students were nominated by faculty or staff members for exhibiting great character. The guidance counselor and "Oliver" recognized those students who were "Bucket Fillers" each Friday on WCCN. Class rewards were also given each nine weeks for the classes which demonstrated excellent behavior in related arts classes and in the hallways. Students were also recognized during an annual Awards Day which celebrated academic achievements. We held our second annual "Arts Encounter" which spotlighted various artists and their creative talents. Students had the opportunity to actively participate in unique activities such as dance, cookie decorating, and creating their own works of art.

Through the collaborative efforts of students, parents, faculty, staff, and the community Concrete continues to be a foundation for success.

Carrie Pennington, SIC Chairperson and Sherry Padgett, Principal

Comprehensive detail, including definitions of ratings, performance criteria, and explanations of status, is available on www.ed.sc.gov and www.eoc.sc.gov as well as school and school district websites.

Printed versions are available from school districts upon request.

Abbreviations Key

N/A Not Applicable N/AV Not Available N/C Not Collected N/R Not Reported I/S Insufficient Sample TBD To be determined

NI Newly Identified CSI Continuing School Improvement CA Corrective Action RP Plan to Restructure R Restructure DELAY School Improvement Status HOLD School Improvement Status