



SC Annual School Report Card Summary

Palmetto Scholars Academy
 SC Public Charter School District
 Grades: 6-9 Enrollment: 232
 Principal: Martha B. Hale
 Superintendent: Wayne Brazell, Ph.D.
 Board Chair: Don McLaurin

PERFORMANCE

Comprehensive detail, including definitions of ratings, performance criteria, and explanations of status, is available on www.ed.sc.gov and www.eoc.sc.gov as well as school and school district websites. Printed versions are available from school districts upon request.

YEAR	ABSOLUTE RATING	GROWTH RATING	PALMETTO GOLD AND SILVER AWARD		ESEA/FEDERAL ACCOUNTABILITY RATING SYSTEM	
			General Performance	Closing the Gap	ESEA Grade	Accountability Indicator
2012	Excellent	Excellent	TBD	TBD	A	N/A
2011	Excellent	Good	Gold	N/A	Met	N/A
2010	N/A	N/A	N/A	N/A	N/A	N/A

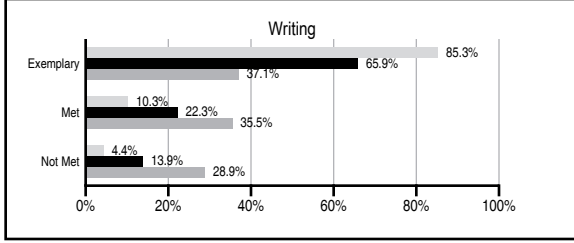
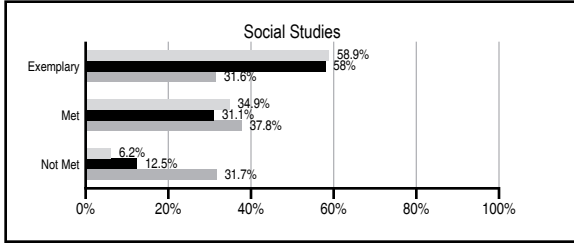
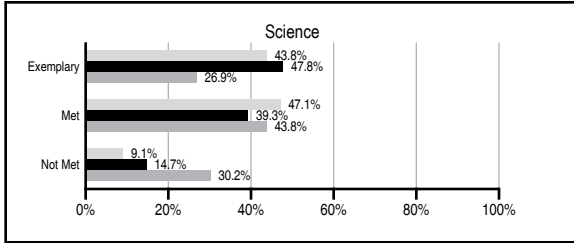
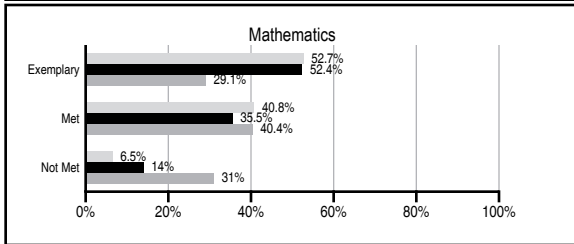
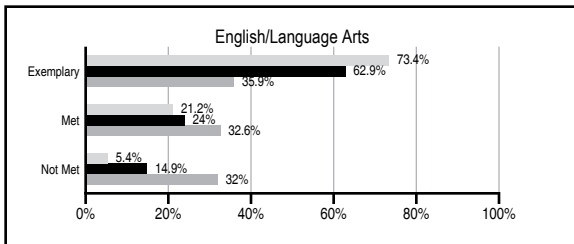
ABSOLUTE RATINGS OF MIDDLE SCHOOLS WITH STUDENTS LIKE OURS*

EXCELLENT	GOOD	AVERAGE	BELOW AVERAGE	AT-RISK
7	0	1	0	0

* Ratings are calculated with data available by 11/07/2012. Schools with Students Like Ours are Middle Schools with Poverty Indices of no more than 5% above or below the index for this school.

PASS PERFORMANCE

Our School Middle Schools with Students Like Ours Middle schools statewide



NAEP PERFORMANCE*

* Performance reported for SC and nation, data not available at school level. Percentages at NAEP Achievement Levels.



END OF COURSE TESTS - 2012

% of students scoring 70 or above on:	Our Middle School	Middle Schools with Students Like Ours
Algebra 1/Math for the Technologies 2	91.1	96.6
English 1	98.4	97.0
Physical Science	N/A	N/A
US History and the Constitution	N/A	N/A
All Subjects	95.3	96.9

SC PERFORMANCE VISION

By 2020 all students will graduate with the knowledge and skills necessary to compete successfully in the global economy, participate in a democratic society and contribute positively as members of families and communities.

Abbreviations Key

N/A Not Applicable N/AV Not Available N/C Not Collected N/R Not Reported I/S Insufficient Sample TBD To be determined

SCHOOL PROFILE

	Our School	Change from Last Year	Middle Schools with Students Like Ours	Median Middle School
Students (n=232)				
Students enrolled in high school credit courses (grades 7 & 8)	67.4%	Up from 50.4%	30.9%	22.9%
Retention rate	0.0%	No Change	0.2%	0.8%
Attendance rate	97.3%	Up from 96.0%	97.0%	96.2%
Served by gifted and talented program	N/AV	N/AV	N/AV	N/AV
With disabilities other than speech	N/AV	N/AV	N/AV	N/AV
Older than usual for grade	N/AV	N/AV	N/AV	N/AV
Out-of-school suspensions or expulsions for violent and/or criminal offenses	0.0%	Down from 0.5%	0.5%	0.5%
Annual dropout rate	0.0%	N/A	0.0%	0.0%
Teachers (n=19)				
Teachers with advanced degrees	57.9%	Down from 81.8%	53.7%	61.3%
Continuing contract teachers	N/AV	N/AV	N/AV	N/AV
Teachers returning from previous year	N/A	N/A	87.3%	86.7%
Teacher attendance rate	98.0%	Down from 99.1%	95.2%	95.2%
Average teacher salary*	\$37,578	Down 5.4%	\$44,784	\$46,422
Classes not taught by highly qualified teachers	9.4%	Down from 62.7%	5.8%	2.0%
Professional development days/teacher	1.4 days	Down from 3.1 days	9.2 days	10.0 days
School				
Principal's years at school	0.0	Down from 1.0	4.5	4.0
Student-teacher ratio in core subjects	30.0 to 1	Up from 22.6 to 1	23.8 to 1	22.0 to 1
Prime instructional time	95.0%	Up from 94.3%	91.4%	90.1%
Opportunities in the arts	Good	No Change	Excellent	Good
SACS accreditation	No	No Change	Yes	Yes
Parents attending conferences	100.0%	Up from 18.5%	99.6%	98.8%
Character development program	Good	Up from Below Average	Excellent	Good
Dollars spent per pupil**	\$5,707	N/A	\$6,105	\$7,245
Percent of expenditures for instruction**	59.0%	N/A	62.3%	63.1%
Percent of expenditures for teacher salaries**	49.0%	N/A	61.7%	60.9%
ESEA composite index score	100.0	N/A	94.1	88.1

* Length of contract = 185+ days.

** Prior year audited financial data available.

REPORT OF PRINCIPAL AND SCHOOL IMPROVEMENT COUNCIL

Palmetto Scholars Academy provides a differentiated program designed to meet the educational needs of intellectually gifted learners, address their distinctive social and emotional needs, promote individual character development and instill a life-long love of learning. Our students engage with leading innovative organizations in higher education, business and science, to empower them to make original and impactful contributions toward the elevation of South Carolina in the areas of education, commerce, arts and science. Our students come together from all areas of the LowCountry, including Berkeley, Charleston, Colleton, and Dorchester Counties, and represent a diverse population in terms of ethnicity, religion, and socioeconomic status. In order to meet the school's mission, all students are in honors or advanced courses, and flexible scheduling allows faculty to meet the individual needs of the gifted learner. Visitors to the school would likely see cooperative groupings, discussion, debate, seminars, and inquiry-based learning as they walk the hallways. Most faculty have advanced degrees and are required to become endorsed in gifted and talented education, and they strive to facilitate student-centered instruction for gifted learners. In addition, curriculum is facilitated by nationally recognized leaders in the field who ensure that the latest research on best practices in gifted education is incorporated in all grade levels. During the second year of operation, students at Palmetto Scholars Academy continued to contribute positively to the community and excel in statewide assessments. Each student was required to complete ten hours of community service, and several students completed over fifty hours throughout the school year. School-wide service projects included the planning and implementation of a nationally recognized suicide prevention event that was initiated by a group of ninth grade students, as well as student led-service with LowCountry Orphan Relief and soldier and veteran-related drives. Students also participated in the SCPCSD Science Fair and won fifteen ribbons and one People's Choice Award. The school community, which consists of faculty, staff, students, and supportive parents, is proud of the great accomplishments and successes that Palmetto Scholars Academy has been able to achieve in only two years of operation. An active parent organization, partnered with a long-range strategic plan, ensures a successful vision for our school's future as South Carolina's first public charter for gifted education. We are driven by our mission and strive to maintain the highest of standards in order to meet the unique needs of gifted learners.

EVALUATION RESULTS

	Teachers	Students*	Parents*
Number of surveys returned	13	64	26
Percent satisfied with learning environment	69.2%	78.1%	96.0%
Percent satisfied with social and physical environment	61.5%	65.6%	80.8%
Percent satisfied with school-home relations	100.0%	84.4%	76.9%

*Only students at the highest middle school grade level at this school and their parents were included.

Comprehensive detail, including definitions of ratings, performance criteria, and explanations of status, is available on www.ed.sc.gov and www.eoc.sc.gov as well as school and school district websites.

Printed versions are available from school districts upon request.

Abbreviations Key

N/A Not Applicable N/AV Not Available N/C Not Collected N/R Not Reported I/S Insufficient Sample TBD To be determined

NI Newly Identified CSI Continuing School Improvement CA Corrective Action RP Plan to Restructure R Restructure DELAY School Improvement Status HOLD School Improvement Status