



SC Annual School Report Card Summary

South Carolina Calvert Academy
 SC Public Charter School District
 Grades: K-8 Enrollment: 246
 Principal: Laura L. Blackmore
 Superintendent: Wayne Brazell, Ph.D.
 Board Chair: Don McLaurin

PERFORMANCE

Comprehensive detail, including definitions of ratings, performance criteria, and explanations of status, is available on www.ed.sc.gov and www.eoc.sc.gov as well as school and school district websites. Printed versions are available from school districts upon request.

YEAR	ABSOLUTE RATING	GROWTH RATING	PALMETTO GOLD AND SILVER AWARD		ESEA/FEDERAL ACCOUNTABILITY RATING SYSTEM	
			General Performance	Closing the Gap	ESEA Grade	Accountability Indicator
2012	Average	Average	TBD	TBD	F	N/A
2011	Below Average	Average	N/A	N/A	Not Met	N/A
2010	Below Average	Below Average	N/A	N/A	Not Met	N/A

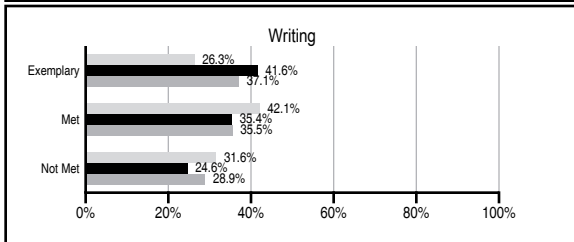
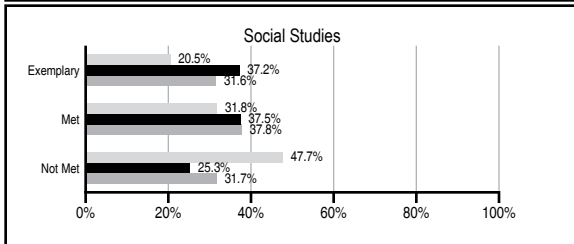
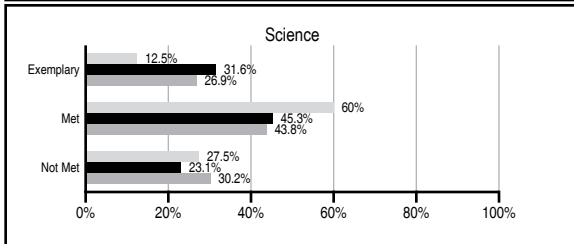
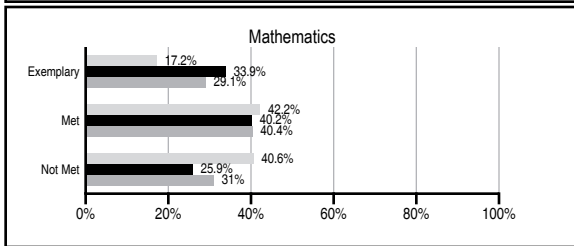
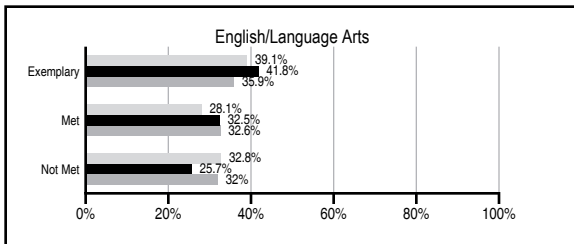
ABSOLUTE RATINGS OF MIDDLE SCHOOLS WITH STUDENTS LIKE OURS*

EXCELLENT	GOOD	AVERAGE	BELOW AVERAGE	AT-RISK
13	21	13	0	1

* Ratings are calculated with data available by 11/07/2012. Schools with Students Like Ours are Middle Schools with Poverty Indices of no more than 5% above or below the index for this school.



PASS PERFORMANCE

Our School Middle Schools with Students Like Ours Middle schools statewide



NAEP PERFORMANCE*

* Performance reported for SC and nation, data not available at school level. Percentages at NAEP Achievement Levels.



END OF COURSE TESTS - 2012

% of students scoring 70 or above on:	Our Middle School	Middle Schools with Students Like Ours
Algebra 1/Math for the Technologies 2	N/A	97.8
English 1	N/A	87.3
Physical Science	N/A	N/A
US History and the Constitution	N/A	N/A
All Subjects	N/A	95.3

SC PERFORMANCE VISION

By 2020 all students will graduate with the knowledge and skills necessary to compete successfully in the global economy, participate in a democratic society and contribute positively as members of families and communities.

Abbreviations Key

N/A Not Applicable N/AV Not Available N/C Not Collected N/R Not Reported I/S Insufficient Sample TBD To be determined

SCHOOL PROFILE

	Our School	Change from Last Year	Middle Schools with Students Like Ours	Median Middle School
Students (n=246)				
Students enrolled in high school credit courses (grades 7 & 8)	3.4%	Up from 0.0%	34.7%	22.9%
Retention rate	0.7%	Up from 0.4%	0.6%	0.8%
Attendance rate	93.0%	Down from 99.0%	96.3%	96.2%
Served by gifted and talented program	N/AV	N/AV	N/AV	N/AV
With disabilities other than speech	N/AV	N/AV	N/AV	N/AV
Older than usual for grade	N/AV	N/AV	N/AV	N/AV
Out-of-school suspensions or expulsions for violent and/or criminal offenses	0.0%	No Change	0.7%	0.5%
Annual dropout rate	0.0%	No Change	0.0%	0.0%
Teachers (n=9)				
Teachers with advanced degrees	55.6%	Up from 42.9%	62.5%	61.3%
Continuing contract teachers	N/AV	N/AV	N/AV	N/AV
Teachers returning from previous year	N/A	N/A	88.6%	86.7%
Teacher attendance rate	97.0%	Down from 98.5%	95.3%	95.2%
Average teacher salary*	N/A	N/A	\$47,000	\$46,422
Classes not taught by highly qualified teachers	0.0%	Down from 9.8%	1.0%	2.0%
Professional development days/teacher	12.0 days	Up from 10.0 days	11.2 days	10.0 days
School				
Principal's years at school	1.0	Up from 0.5	4.0	4.0
Student-teacher ratio in core subjects	31.4 to 1	Up from 25.1 to 1	23.7 to 1	22.0 to 1
Prime instructional time	89.5%	Down from 97.4%	90.4%	90.1%
Opportunities in the arts	Poor	No Change	Good	Good
SACS accreditation	No	No Change	Yes	Yes
Parents attending conferences	97.8%	Down from 100.0%	98.2%	98.8%
Character development program	Below Average	No Change	Good	Good
Dollars spent per pupil**	\$4,987	Down 13.2%	\$6,932	\$7,245
Percent of expenditures for instruction**	60.0%	Up from 58.0%	63.2%	63.1%
Percent of expenditures for teacher salaries**	28.6%	Up from 21.7%	61.5%	60.9%
ESEA composite index score	46.7	N/A	89.6	88.1

* Length of contract = 185+ days.
 ** Prior year audited financial data available.

REPORT OF PRINCIPAL AND SCHOOL IMPROVEMENT COUNCIL

South Carolina Calvert Academy is pleased to serve South Carolina families with K-8 students through our innovative virtual charter school. There are many reasons for educating children outside a traditional classroom. A virtual school provides a choice for parents who want to be more directly involved in their child's education. South Carolina Calvert Academy is designed for families seeking a flexible, personalized education for their children which is custom-tailored to their individual family needs. The South Carolina Calvert Academy virtual learning community consists of highly-qualified teachers, parents, academic and technology support teams, school administrators, and, of course, students. This team is focused on the continued academic success of the child and empowering all students to reach their full academic potential. The foundation of the South Carolina Calvert Academy is the world-renowned, accredited Calvert School program. Calvert's curriculum has been successfully used to educate over 600,000 students for more than a century. South Carolina Calvert Academy begins its fourth and exciting year of operation and continues to grow and expand. In addition to academic successes, SC Calvert is looking to expand its offerings with Gifted and Talented programming, service learning clubs, career exploration activities, and field trips across the state. Increasing test scores and participation continues to be one of our focuses, as South Carolina Calvert Academy helps the families, students, and South Carolina achieve academic excellence.

Laura Blackmore, Interim Administrator
 Pauline Sternick, Board Chair

EVALUATION RESULTS

	Teachers	Students*	Parents*
Number of surveys returned	8	10	10
Percent satisfied with learning environment	100.0%	I/S	I/S
Percent satisfied with social and physical environment	100.0%	I/S	I/S
Percent satisfied with school-home relations	100.0%	I/S	I/S

*Only students at the highest middle school grade level at this school and their parents were included.

Comprehensive detail, including definitions of ratings, performance criteria, and explanations of status, is available on www.ed.sc.gov and www.eoc.sc.gov as well as school and school district websites.

Printed versions are available from school districts upon request.

Abbreviations Key

N/A Not Applicable N/AV Not Available N/C Not Collected N/R Not Reported I/S Insufficient Sample TBD To be determined
 NI Newly Identified CSI Continuing School Improvement CA Corrective Action RP Plan to Restructure R Restructure DELAY School Improvement Status HOLD School Improvement Status