



SC Annual School Report Card Summary

Spartanburg Charter School
 SC Public Charter School District
 Grades: K-7 Enrollment: 313
 Principal: Dr. John von Rohr
 Superintendent: Wayne Brazell, Ph.D.
 Board Chair: Don McLaurin

PERFORMANCE

Comprehensive detail, including definitions of ratings, performance criteria, and explanations of status, is available on www.ed.sc.gov and www.eoc.sc.gov as well as school and school district websites. Printed versions are available from school districts upon request.

YEAR	ABSOLUTE RATING	GROWTH RATING	PALMETTO GOLD AND SILVER AWARD		ESEA/FEDERAL ACCOUNTABILITY RATING SYSTEM	
			General Performance	Closing the Gap	ESEA Grade	Accountability Indicator
2012	Excellent	Excellent	TBD	TBD	A	N/A
2011	N/A	N/A	Silver	Silver	Not Met	N/A
2010	N/A	N/A	N/A	N/A	Met	N/A

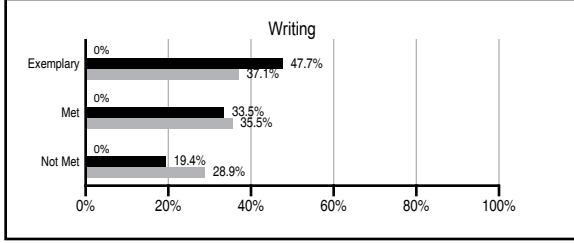
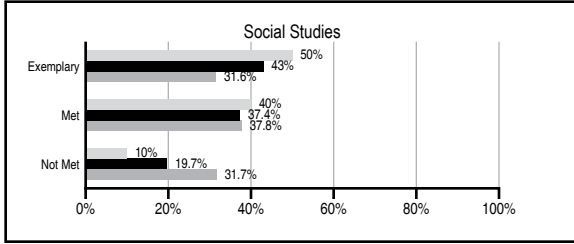
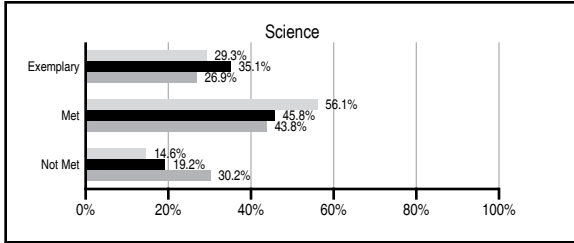
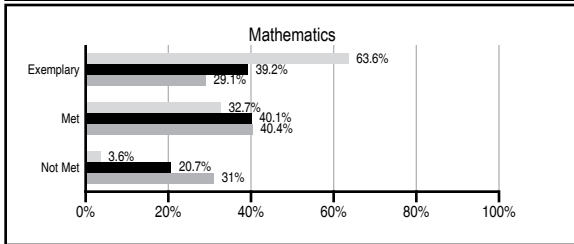
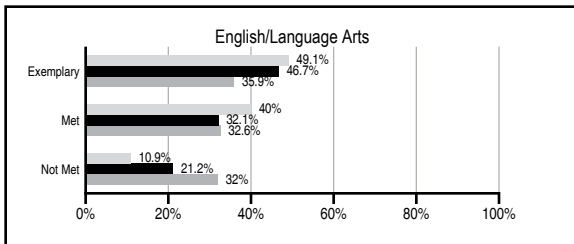
ABSOLUTE RATINGS OF MIDDLE SCHOOLS WITH STUDENTS LIKE OURS*

EXCELLENT	GOOD	AVERAGE	BELOW AVERAGE	AT-RISK
21	9	7	0	0

* Ratings are calculated with data available by 11/07/2012. Schools with Students Like Ours are Middle Schools with Poverty Indices of no more than 5% above or below the index for this school.

PASS PERFORMANCE

Our School Middle Schools with Students Like Ours Middle schools statewide



NAEP PERFORMANCE*

* Performance reported for SC and nation, data not available at school level. Percentages at NAEP Achievement Levels.



END OF COURSE TESTS - 2012

% of students scoring 70 or above on:	Our Middle School	Middle Schools with Students Like Ours
Algebra 1/Math for the Technologies 2	N/A	97.3
English 1	N/A	92.5
Physical Science	N/A	N/A
US History and the Constitution	N/A	9
All Subjects	N/A	96.3

SC PERFORMANCE VISION

By 2020 all students will graduate with the knowledge and skills necessary to compete successfully in the global economy, participate in a democratic society and contribute positively as members of families and communities.

Abbreviations Key

N/A Not Applicable N/AV Not Available N/C Not Collected N/R Not Reported I/S Insufficient Sample TBD To be determined

SCHOOL PROFILE

	Our School	Change from Last Year	Middle Schools with Students Like Ours	Median Middle School
Students (n=313)				
Students enrolled in high school credit courses (grades 7 & 8)	0.0%	N/R	34.1%	22.9%
Retention rate	2.6%	N/A	0.7%	0.8%
Attendance rate	96.5%	N/A	96.9%	96.2%
Served by gifted and talented program	N/AV	N/AV	N/AV	N/AV
With disabilities other than speech	N/AV	N/AV	N/AV	N/AV
Older than usual for grade	N/AV	N/AV	N/AV	N/AV
Out-of-school suspensions or expulsions for violent and/or criminal offenses	0.3%	N/R	0.3%	0.5%
Annual dropout rate	0.0%	N/A	0.0%	0.0%
Teachers (n=24)				
Teachers with advanced degrees	62.5%	N/A	62.5%	61.3%
Continuing contract teachers	N/AV	N/AV	N/AV	N/AV
Teachers returning from previous year	N/A	N/A	89.0%	86.7%
Teacher attendance rate	98.2%	N/R	95.3%	95.2%
Average teacher salary*	\$35,657	I/S	\$47,841	\$46,422
Classes not taught by highly qualified teachers	22.6%	N/A	4.3%	2.0%
Professional development days/teacher	8.3 days	N/R	9.7 days	10.0 days
School				
Principal's years at school	2.0	N/R	5.0	4.0
Student-teacher ratio in core subjects	17.8 to 1	N/R	23.0 to 1	22.0 to 1
Prime instructional time	93.7%	N/R	91.3%	90.1%
Opportunities in the arts	Fair	N/R	Excellent	Good
SACS accreditation	No	N/R	Yes	Yes
Parents attending conferences	100.0%	N/R	99.5%	98.8%
Character development program	Excellent	N/R	Excellent	Good
Dollars spent per pupil**	\$6,753	N/A	\$6,764	\$7,245
Percent of expenditures for instruction**	55.0%	N/A	63.5%	63.1%
Percent of expenditures for teacher salaries**	49.9%	N/A	62.2%	60.9%
ESEA composite index score	94.6	N/A	92.8	88.1

* Length of contract = 185+ days.

** Prior year audited financial data available.

REPORT OF PRINCIPAL AND SCHOOL IMPROVEMENT COUNCIL

Spartanburg Charter School (SCS) continues to identify itself as one of the premier charter schools in the South Carolina Public Charter School District. With the grade of "A" received for PASS testing for 2012-2013 school year as a follow up to the previous year's receipt of two Silver Palmetto awards for achievement, continued academic growth of all students remains our goal. As a result of astute financial management on the part of our Principal and Board of Directors, our school remains very financially sound. Students from SCS continue to be chosen as Charter School District Student of the Year and take home first place honors from district-wide science fairs and state and national level Odyssey of the Mind competitions. With the addition of our honors program last year and a new Gifted and Talented Program this year, the school will continue to provide services for children at every ability level, whether high or otherwise, with the goal that no child's educational needs go unmet. On the athletic front, we fielded our first two teams, boys and girls basketball this past year and are adding boys and girls soccer in the upcoming school year. Our instructional staff is made up almost entirely of teachers who possess Masters Degrees, people who are also great teachers, whom we believe possess those ingredients (intellect and the ability to effectively communicate with students) that will ensure our continued success. Spartanburg Charter School is unique in that it encourages a very high degree of parental involvement in the school, with every parent being looked at as a very important stakeholder. Our overall goal is to continue to earn an "A" from the state for high academic performance and provide a healthy educational environment in which in every student enrolled at Spartanburg Charter School can flourish.

EVALUATION RESULTS

	Teachers	Students*	Parents*
Number of surveys returned	16	37	24
Percent satisfied with learning environment	87.5%	89.3%	87.5%
Percent satisfied with social and physical environment	93.8%	85.7%	91.7%
Percent satisfied with school-home relations	100.0%	89.3%	91.7%

*Only students at the highest middle school grade level at this school and their parents were included.

Comprehensive detail, including definitions of ratings, performance criteria, and explanations of status, is available on www.ed.sc.gov and www.eoc.sc.gov as well as school and school district websites.

Printed versions are available from school districts upon request.

Abbreviations Key

N/A Not Applicable N/AV Not Available N/C Not Collected N/R Not Reported I/S Insufficient Sample TBD To be determined

NI Newly Identified CSI Continuing School Improvement CA Corrective Action RP Plan to Restructure R Restructure DELAY School Improvement Status HOLD School Improvement Status