



SC Annual School Report Card Summary

Calhoun Falls Charter School
 SC Public Charter School District
 Grades: 6-12 Enrollment: 178
 Principal: Deirdre McCullough
 Superintendent: Wayne Brazell, Ph.D.
 Board Chair: Don McLaurin

PERFORMANCE

Comprehensive detail, including definitions of ratings, performance criteria, and explanations of status, is available on www.ed.sc.gov and www.eoc.sc.gov as well as school and school district websites. Printed versions are available from school districts upon request.

YEAR	ABSOLUTE RATING	GROWTH RATING	PALMETTO GOLD AND SILVER AWARD		ESEA/FEDERAL ACCOUNTABILITY RATING SYSTEM	
			General Performance	Closing the Gap	ESEA Grade	Accountability Indicator
2012	Average	Excellent	TBD	TBD	A	N/A
2011	Below Average	Below Average	N/A	N/A	Not Met	CSI
2010	Below Average	Below Average	N/A	N/A	Not Met	NI

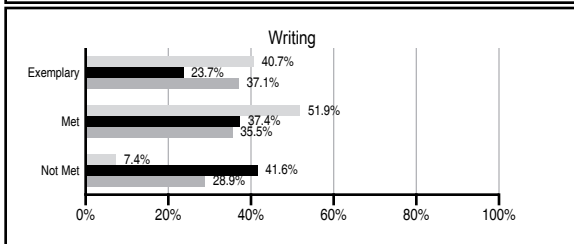
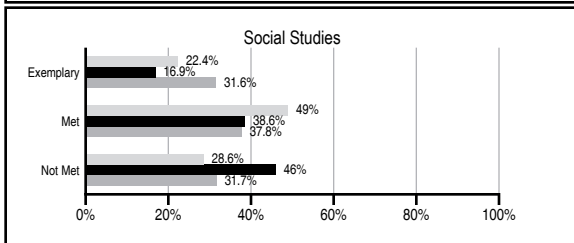
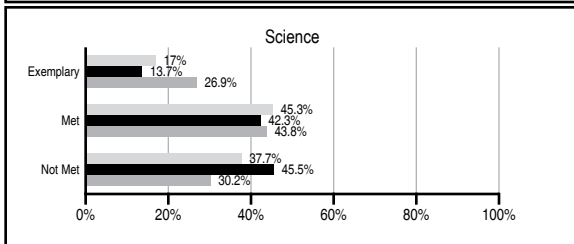
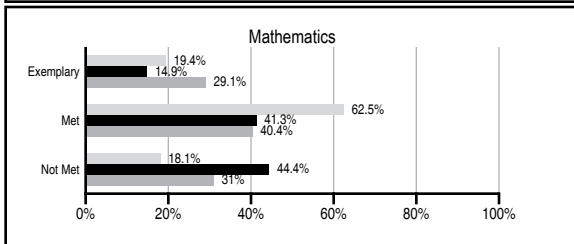
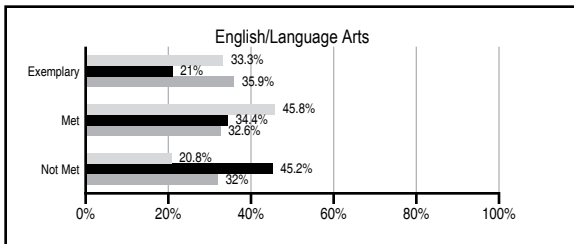
ABSOLUTE RATINGS OF MIDDLE SCHOOLS WITH STUDENTS LIKE OURS*

EXCELLENT	GOOD	AVERAGE	BELOW AVERAGE	AT-RISK
0	2	33	21	16

* Ratings are calculated with data available by 11/07/2012. Schools with Students Like Ours are Middle Schools with Poverty Indices of no more than 5% above or below the index for this school.

PASS PERFORMANCE

Our School Middle Schools with Students Like Ours Middle schools statewide



NAEP PERFORMANCE*

* Performance reported for SC and nation, data not available at school level. Percentages at NAEP Achievement Levels.



END OF COURSE TESTS - 2012

% of students scoring 70 or above on:	Our Middle School	Middle Schools with Students Like Ours
Algebra 1/Math for the Technologies 2	100.0	90.0
English 1	100.0	78.7
Physical Science	N/A	N/A
US History and the Constitution	N/A	N/A
All Subjects	100.0	88.1

SC PERFORMANCE VISION

By 2020 all students will graduate with the knowledge and skills necessary to compete successfully in the global economy, participate in a democratic society and contribute positively as members of families and communities.

Abbreviations Key

N/A Not Applicable N/AV Not Available N/C Not Collected N/R Not Reported I/S Insufficient Sample TBD To be determined

SCHOOL PROFILE

	Our School	Change from Last Year	Middle Schools with Students Like Ours	Median Middle School
Students (n=178)				
Students enrolled in high school credit courses (grades 7 & 8)	44.3%	Up from 9.5%	14.8%	22.9%
Retention rate	2.7%	Up from 1.0%	1.0%	0.8%
Attendance rate	96.4%	Up from 95.8%	95.8%	96.2%
Served by gifted and talented program	N/AV	N/AV	N/AV	N/AV
With disabilities other than speech	N/AV	N/AV	N/AV	N/AV
Older than usual for grade	N/AV	N/AV	N/AV	N/AV
Out-of-school suspensions or expulsions for violent and/or criminal offenses	0.0%	Down from 1.5%	0.6%	0.5%
Annual dropout rate	0.0%	No Change	0.0%	0.0%
Teachers (n=20)				
Teachers with advanced degrees	30.0%	Up from 26.1%	60.0%	61.3%
Continuing contract teachers	N/AV	N/AV	N/AV	N/AV
Teachers returning from previous year	81.3%	N/A	80.3%	86.7%
Teacher attendance rate	100.0%	Up from 99.5%	95.1%	95.2%
Average teacher salary*	\$33,808	Down 0.9%	\$44,864	\$46,422
Classes not taught by highly qualified teachers	1.0%	Down from 20.0%	3.9%	2.0%
Professional development days/teacher	8.4 days	Down from 11.2 days	9.2 days	10.0 days
School				
Principal's years at school	4.0	Up from 3.0	3.0	4.0
Student-teacher ratio in core subjects	17.1 to 1	Down from 21.4 to 1	20.1 to 1	22.0 to 1
Prime instructional time	96.1%	Up from 94.4%	89.6%	90.1%
Opportunities in the arts	Fair	Up from Poor	Good	Good
SACS accreditation	No	Down from Yes	Yes	Yes
Parents attending conferences	99.9%	Down from 100.0%	98.2%	98.8%
Character development program	Good	Up from Below Average	Good	Good
Dollars spent per pupil**	\$7,174	Up 29.5%	\$8,758	\$7,245
Percent of expenditures for instruction**	50.1%	Down from 98.0%	60.8%	63.1%
Percent of expenditures for teacher salaries**	48.2%	Down from 79.1%	55.4%	60.9%
ESEA composite index score	97.6	N/A	73.8	88.1

* Length of contract = 185+ days.

** Prior year audited financial data available.

REPORT OF PRINCIPAL AND SCHOOL IMPROVEMENT COUNCIL

The students of Calhoun Falls Charter School continue the pursuit of excellence in academics, athletics, and citizenship. Dual enrollment courses were offered on the campus of CFCS in the areas of math and English. New remedial and enrichment programs were implemented in the areas of math and language arts for both high school and middle school students. A curriculum coordinator was hired to ensure data-driven and research-based instruction. A school-wide mentoring program was implemented to assist at-risk students in the areas of behavior, academics, and attendance. For the third consecutive year, a CFCS student was named the South Carolina Public Charter School "Student of the Year," and the first South Carolina Public Charter School "Middle School Student of the Year" was also named from CFCS. Along with academics and athletics, CFCS students continue to develop citizenship skills through the school's service learning program. Over 100 students logged 6,075 hours of volunteer service within the school, community, and surrounding areas. Student organizations such as the Beta Club, SGA, and the Service Learning Club sponsored several successful food drives for the town's food pantry, while other groups and individuals participated in fundraising events for Relay for Life and the March of Dimes. At CFCS, we are proud of our accomplishments and excited about the future. With the continued support of parents and community, we will become the "School of Excellence" we all envision.

Principal, Deirdre McCullough
 SIC Chairperson, Karen Ashley

EVALUATION RESULTS

	Teachers	Students*	Parents*
Number of surveys returned	24	20	12
Percent satisfied with learning environment	87.0%	55.0%	100.0%
Percent satisfied with social and physical environment	91.3%	55.0%	91.7%
Percent satisfied with school-home relations	65.2%	89.5%	90.9%

*Only students at the highest middle school grade level at this school and their parents were included.

Comprehensive detail, including definitions of ratings, performance criteria, and explanations of status, is available on www.ed.sc.gov and www.eoc.sc.gov as well as school and school district websites.

Printed versions are available from school districts upon request.

Abbreviations Key

N/A Not Applicable N/AV Not Available N/C Not Collected N/R Not Reported I/S Insufficient Sample TBD To be determined
 NI Newly Identified CSI Continuing School Improvement CA Corrective Action RP Plan to Restructure R Restructure DELAY School Improvement Status HOLD School Improvement Status