



SC Annual School Report Card Summary

Dutchman Creek Middle School
 York 3 - Rock Hill Schools
 Grades: 6-8 Enrollment: 900
 Principal: Norris Williams
 Superintendent: Dr. Lynn P. Moody
 Board Chair: Bob Norwood

PERFORMANCE

Comprehensive detail, including definitions of ratings, performance criteria, and explanations of status, is available on www.ed.sc.gov and www.eoc.sc.gov as well as school and school district websites. Printed versions are available from school districts upon request.

YEAR	ABSOLUTE RATING	GROWTH RATING	PALMETTO GOLD AND SILVER AWARD		ESEA/FEDERAL ACCOUNTABILITY RATING SYSTEM	
			General Performance	Closing the Gap	ESEA Grade	Accountability Indicator
2012	Excellent	Excellent	TBD	TBD	B	N/A
2011	Excellent	Excellent	Gold	N/A	Not Met	N/A
2010	Good	Good	Silver	N/A	Not Met	N/A

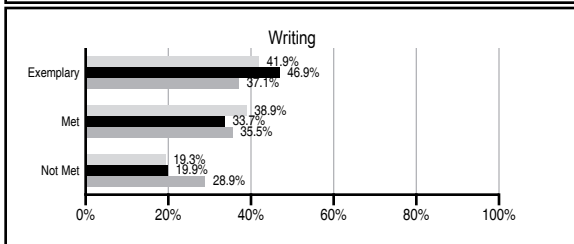
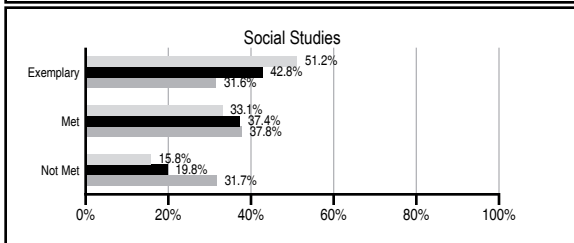
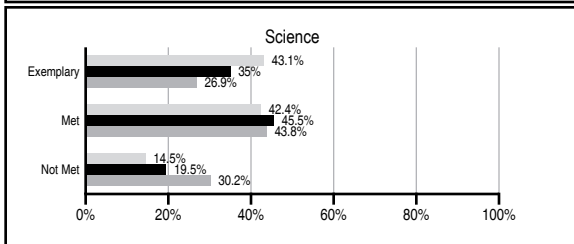
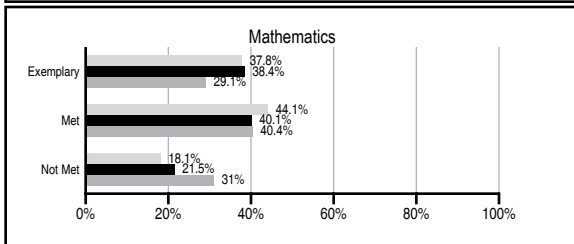
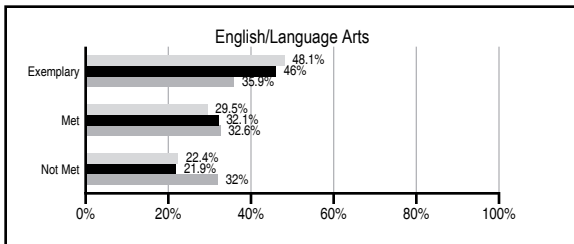
ABSOLUTE RATINGS OF MIDDLE SCHOOLS WITH STUDENTS LIKE OURS*

EXCELLENT	GOOD	AVERAGE	BELOW AVERAGE	AT-RISK
20	13	7	0	0

* Ratings are calculated with data available by 11/07/2012. Schools with Students Like Ours are Middle Schools with Poverty Indices of no more than 5% above or below the index for this school.

PASS PERFORMANCE

Our School
 Middle Schools with Students Like Ours
 Middle schools statewide



NAEP PERFORMANCE*

* Performance reported for SC and nation, data not available at school level. Percentages at NAEP Achievement Levels.



END OF COURSE TESTS - 2012

% of students scoring 70 or above on:	Our Middle School	Middle Schools with Students Like Ours
Algebra 1/Math for the Technologies 2	100.0	97.5
English 1	94.6	92.7
Physical Science	N/A	N/A
US History and the Constitution	N/A	9
All Subjects	96.1	96.6

SC PERFORMANCE VISION

By 2020 all students will graduate with the knowledge and skills necessary to compete successfully in the global economy, participate in a democratic society and contribute positively as members of families and communities.

Abbreviations Key

N/A Not Applicable N/AV Not Available N/C Not Collected N/R Not Reported I/S Insufficient Sample TBD To be determined

Dutchman Creek Middle School [York 3 - Rock Hill]

SCHOOL PROFILE

	Our School	Change from Last Year	Middle Schools with Students Like Ours	Median Middle School
Students (n=900)				
Students enrolled in high school credit courses (grades 7 & 8)	22.9%	Down from 33.3%	32.3%	22.9%
Retention rate	0.2%	No Change	0.6%	0.8%
Attendance rate	97.1%	Up from 96.3%	96.8%	96.2%
Served by gifted and talented program	N/AV	N/AV	N/AV	N/AV
With disabilities other than speech	N/AV	N/AV	N/AV	N/AV
Older than usual for grade	N/AV	N/AV	N/AV	N/AV
Out-of-school suspensions or expulsions for violent and/or criminal offenses	0.2%	Down from 0.3%	0.3%	0.5%
Annual dropout rate	0.0%	No Change	0.0%	0.0%
Teachers (n=51)				
Teachers with advanced degrees	76.5%	Up from 63.5%	63.4%	61.3%
Continuing contract teachers	N/AV	N/AV	N/AV	N/AV
Teachers returning from previous year	89.2%	N/A	89.3%	86.7%
Teacher attendance rate	95.2%	Down from 96.6%	95.3%	95.2%
Average teacher salary*	\$50,118	Up 3.8%	\$47,714	\$46,422
Classes not taught by highly qualified teachers	0.0%	Down from 1.5%	3.3%	2.0%
Professional development days/teacher	6.4 days	Up from 5.0 days	9.7 days	10.0 days
School				
Principal's years at school	5.0	Up from 4.0	5.0	4.0
Student-teacher ratio in core subjects	25.0 to 1	Up from 18.4 to 1	22.5 to 1	22.0 to 1
Prime instructional time	91.2%	Down from 92.1%	91.2%	90.1%
Opportunities in the arts	Good	No Change	Good	Good
SACS accreditation	Yes	No Change	Yes	Yes
Parents attending conferences	99.9%	Down from 100.0%	99.1%	98.8%
Character development program	Excellent	No Change	Excellent	Good
Dollars spent per pupil**	\$6,052	Down 7.2%	\$6,775	\$7,245
Percent of expenditures for instruction**	67.2%	Down from 68.4%	63.6%	63.1%
Percent of expenditures for teacher salaries**	65.6%	Down from 67.4%	62.7%	60.9%
ESEA composite index score	87.6	N/A	92.5	88.1

* Length of contract = 185+ days.

** Prior year audited financial data available.

EVALUATION RESULTS

	Teachers	Students*	Parents*
Number of surveys returned	46	244	72
Percent satisfied with learning environment	100.0%	88.5%	98.6%
Percent satisfied with social and physical environment	100.0%	92.1%	95.8%
Percent satisfied with school-home relations	100.0%	89.9%	95.8%

*Only students at the highest middle school grade level at this school and their parents were included.

REPORT OF PRINCIPAL AND SCHOOL IMPROVEMENT COUNCIL

At Dutchman Creek, we strive to provide an exciting learning environment which promotes the individualism and diversity of our students, faculty and staff. Our programs offer life and career skills that are innovative and relevant for our future leaders of the 21st century. We have a dedicated and highly qualified staff and enjoy a school that is safe, clean and supportive of a positive educational atmosphere. We have technology initiatives with the incorporation of Ipad and Ipod instruction in the classroom and teachers use various other forms of technology integration to engage students. Differentiation is not only used to support curriculum in core classes, but is also used in our related arts department to ensure students are able to successfully develop essential learning skills. We also offer rigorous academic, artistic and athletic programs that foster the development of our students' interests and talents. We also pride ourselves in the strong parental involvement and communication between home and school.

Our professional learning community encompasses the advancement of teacher professional development and school reform so students will have the best educational experiences possible. Our community involvement, parent involvement and teacher dedication has made our fourth year outstanding! As our enrollment grows, Dutchman Creek continues to meet the needs of each of our students. Our students are challenged to be responsible for their learning experience while the faculty, staff and community guides them through their journey.

In 2011-2012, we inducted over 300 students into our Junior Beta Club program. Each student maintained a 3.25 GPA or higher. We had 27 junior scholars that were screened and identified in the eighth grade. Seventh grade students participated in the Duke TIP program. Five of these students earned special state recognition.

Additionally, several of our seventh graders were local and state winners in the National History Day Competition. Two of our students competed on the national level and did very well. Eighth grade students achieved 99% pass rate on the English I EOC Exam and seventh and eighth graders earned 100% pass rate on the Math EOC Exam. Our music department included more than one-third of our student body. Excellence in the arts is the standard at Dutchman Creek. Our band, chorus and orchestra students have all gained superior ratings in competitions throughout the state this year, including numerous music festivals. Our visual arts students won local awards and their art work has been on display in several public venues around the state. The athletic department at DCMS is unsurpassed. We have dedicated coaches who work diligently to motivate athletes and build productive, well-rounded citizens. Our eighth grade football teams went undefeated this year and were conference champions. The seventh and eighth grade track teams were also conference champions. We also had conference championships in seventh grade volleyball and basketball.

We continue to focus on common assessments and integrated units of study. We are also working to sustain the level of excellence necessary to enhance the progress of our students with reading and comprehension. We will continue to embrace middle level education and effective strategies for adolescent development. As always, our "customer service" philosophy continues to permeate through our learning community. We invite you to "Experience Excellence, Experience Dutchman Creek!"

Norris L. Williams, Principal
Paul, SIC Chair

Terrence

Comprehensive detail, including definitions of ratings, performance criteria, and explanations of status, is available on www.ed.sc.gov and www.eoc.sc.gov as well as school and school district websites.

Printed versions are available from school districts upon request.

Abbreviations Key

N/A Not Applicable N/AV Not Available N/C Not Collected N/R Not Reported I/S Insufficient Sample TBD To be determined

NI Newly Identified CSI Continuing School Improvement CA Corrective Action RP Plan to Restructure R Restructure DELAY School Improvement Status HOLD School Improvement Status