

SC Annual School Report Card Summary

Saluda Trail Middle School
 York 3 - Rock Hill Schools
 Grades: 6-8 Enrollment: 795
 Principal: Brenda Campbell
 Superintendent: Dr. Lynn P. Moody
 Board Chair: Bob Norwood

PERFORMANCE

Comprehensive detail, including definitions of ratings, performance criteria, and explanations of status, is available on www.ed.sc.gov and www.eoc.sc.gov as well as school and school district websites. Printed versions are available from school districts upon request.

YEAR	ABSOLUTE RATING	GROWTH RATING	PALMETTO GOLD AND SILVER AWARD		ESEA/FEDERAL ACCOUNTABILITY RATING SYSTEM	
			General Performance	Closing the Gap	ESEA Grade	Accountability Indicator
2012	Average	Good	TBD	TBD	B	N/A
2011	Average	Good	Silver	N/A	Not Met	N/A
2010	Average	Average	N/A	N/A	Not Met	N/A

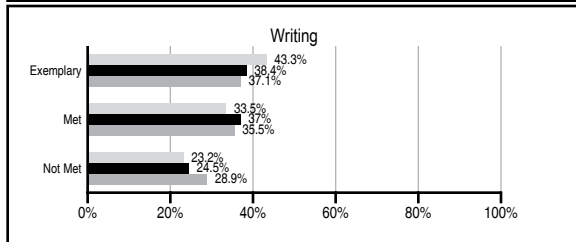
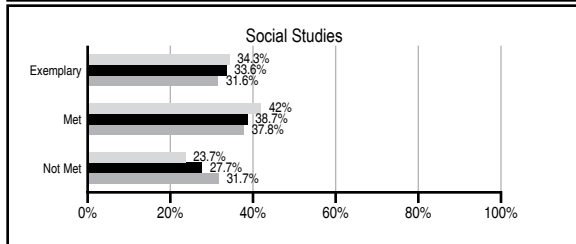
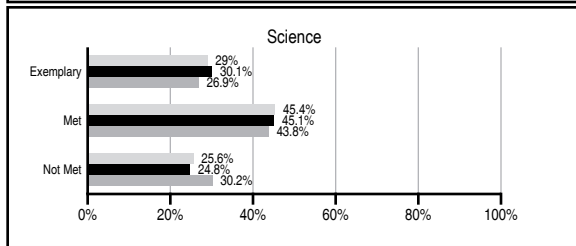
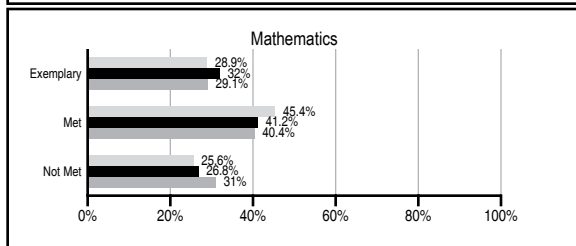
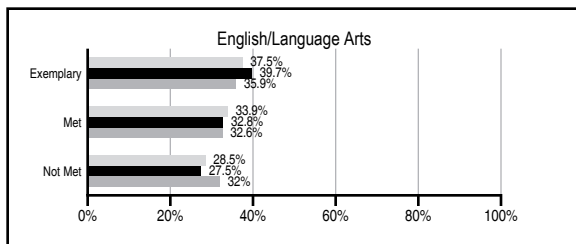
ABSOLUTE RATINGS OF MIDDLE SCHOOLS WITH STUDENTS LIKE OURS*

EXCELLENT	GOOD	AVERAGE	BELOW AVERAGE	AT-RISK
5	23	23	0	0

* Ratings are calculated with data available by 11/07/2012. Schools with Students Like Ours are Middle Schools with Poverty Indices of no more than 5% above or below the index for this school.

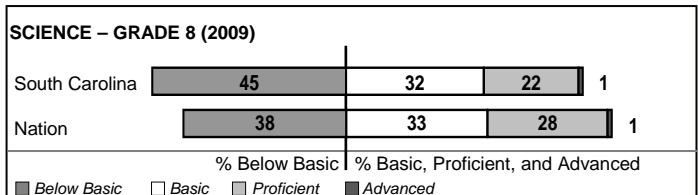
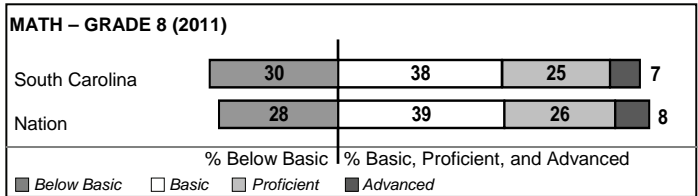

PASS PERFORMANCE

Our School
 Middle Schools with Students Like Ours
 Middle schools statewide



NAEP PERFORMANCE*

* Performance reported for SC and nation, data not available at school level. Percentages at NAEP Achievement Levels.



END OF COURSE TESTS - 2012

% of students scoring 70 or above on:	Our Middle School	Middle Schools with Students Like Ours
Algebra 1/Math for the Technologies 2	97.6	97.3
English 1	92.4	91.0
Physical Science	N/A	N/A
US History and the Constitution	N/A	N/A
All Subjects	93.9	96.7

SC PERFORMANCE VISION

By 2020 all students will graduate with the knowledge and skills necessary to compete successfully in the global economy, participate in a democratic society and contribute positively as members of families and communities.

Abbreviations Key

N/A Not Applicable N/AV Not Available N/C Not Collected N/R Not Reported I/S Insufficient Sample TBD To be determined

Saluda Trail Middle School [York 3 - Rock Hill Schools]

SCHOOL PROFILE

	Our School	Change from Last Year	Middle Schools with Students Like Ours	Median Middle School
Students (n=795)				
Students enrolled in high school credit courses (grades 7 & 8)	29.5%	Down from 33.5%	34.2%	22.9%
Retention rate	1.7%	Up from 1.5%	0.7%	0.8%
Attendance rate	96.5%	Up from 96.0%	96.2%	96.2%
Served by gifted and talented program	N/AV	N/AV	N/AV	N/AV
With disabilities other than speech	N/AV	N/AV	N/AV	N/AV
Older than usual for grade	N/AV	N/AV	N/AV	N/AV
Out-of-school suspensions or expulsions for violent and/or criminal offenses	1.1%	Down from 2.3%	0.9%	0.5%
Annual dropout rate	0.0%	No Change	0.0%	0.0%
Teachers (n=53)				
Teachers with advanced degrees	45.3%	Up from 40.0%	61.9%	61.3%
Continuing contract teachers	N/AV	N/AV	N/AV	N/AV
Teachers returning from previous year	95.1%	Up from 87.4%	88.2%	86.7%
Teacher attendance rate	95.3%	Down from 96.8%	95.2%	95.2%
Average teacher salary*	\$46,032	Up 3.0%	\$46,986	\$46,422
Classes not taught by highly qualified teachers	0.5%	Up from 0.0%	0.9%	2.0%
Professional development days/teacher	7.9 days	Down from 8.1 days	11.0 days	10.0 days
School				
Principal's years at school	8.0	Up from 6.0	4.0	4.0
Student-teacher ratio in core subjects	21.9 to 1	Up from 21.0 to 1	23.0 to 1	22.0 to 1
Prime instructional time	89.8%	Down from 91.1%	90.0%	90.1%
Opportunities in the arts	Excellent	No Change	Good	Good
SACS accreditation	Yes	No Change	Yes	Yes
Parents attending conferences	93.2%	Down from 100.0%	98.0%	98.8%
Character development program	Average	Down from Good	Good	Good
Dollars spent per pupil**	\$7,098	Up 3.5%	\$7,033	\$7,245
Percent of expenditures for instruction**	66.6%	Down from 67.6%	64.3%	63.1%
Percent of expenditures for teacher salaries**	65.8%	Down from 66.3%	62.2%	60.9%
ESEA composite index score	88.1	N/A	87.7	88.1

* Length of contract = 185+ days.

** Prior year audited financial data available.

REPORT OF PRINCIPAL AND SCHOOL IMPROVEMENT COUNCIL

Saluda Trail Middle School has completed our sixth and final year as a School of Choice International Baccalaureate Middle School. Because of our success in the MYP curriculum, we are able to add to our program offerings for our future students. We will move into a new adventure as a Magnet S.T.E.M. (Science, Technology, Engineering, and Math) School for the 2012-2013 school year. We have worked this school year to write units of study for STEM and visited many schools to gain insight for this change. Saluda Trail will continue to provide quality and engaging work for students using methods from Working on the Work (WOW). Our character development, units of study, professional development, and classroom instruction will revolve around STEM, inquiry-based instruction and project/problem-based instruction. Many new technology classes have been added this year in preparation for our upcoming STEM initiative. Our School Improvement Council helped with writing grants and visiting schools with us. Over \$55,000 in grants have been written this school year by the teachers at Saluda Trail Middle School. Saluda Trail has once again enjoyed a record year in academics and athletics. One sixth grade team won the state e-Cybermission championship. Our Robotics Team went to the state level even though this was their first year. A record number of students qualified for the state and national levels for National History Day for their outstanding projects. In athletics, the eighth grade boys' and girls' basketball teams were undefeated and were regional champs. The softball team won their division and tournament season championships.

Brenda Campbell, Principal
Lynn Glasgow, SIC Chairperson

EVALUATION RESULTS

	Teachers	Students*	Parents*
Number of surveys returned	51	201	100
Percent satisfied with learning environment	98.0%	84.1%	83.5%
Percent satisfied with social and physical environment	100.0%	85.4%	86.7%
Percent satisfied with school-home relations	98.0%	86.5%	74.5%

*Only students at the highest middle school grade level at this school and their parents were included.

Comprehensive detail, including definitions of ratings, performance criteria, and explanations of status, is available on www.ed.sc.gov and www.eoc.sc.gov as well as school and school district websites.

Printed versions are available from school districts upon request.

Abbreviations Key

N/A Not Applicable N/AV Not Available N/C Not Collected N/R Not Reported I/S Insufficient Sample TBD To be determined
NI Newly Identified CSI Continuing School Improvement CA Corrective Action RP Plan to Restructure R Restructure DELAY School Improvement Status HOLD School Improvement Status