



# SC Annual School Report Card Summary

Rawlinson Road Middle School  
 York 3 - Rock Hill Schools  
 Grades: 6-8 Enrollment: 664  
 Principal: Jean R. Dickson  
 Superintendent: Dr. Lynn P. Moody  
 Board Chair: Bob Norwood

## PERFORMANCE

Comprehensive detail, including definitions of ratings, performance criteria, and explanations of status, is available on [www.ed.sc.gov](http://www.ed.sc.gov) and [www.eoc.sc.gov](http://www.eoc.sc.gov) as well as school and school district websites. Printed versions are available from school districts upon request.

YEAR	ABSOLUTE RATING	GROWTH RATING	PALMETTO GOLD AND SILVER AWARD		ESEA/FEDERAL ACCOUNTABILITY RATING SYSTEM	
			General Performance	Closing the Gap	ESEA Grade	Accountability Indicator
2012	Excellent	Excellent	TBD	TBD	A	N/A
2011	Good	Good	Silver	N/A	Not Met	N/A
2010	Good	Good	Silver	N/A	Met	N/A

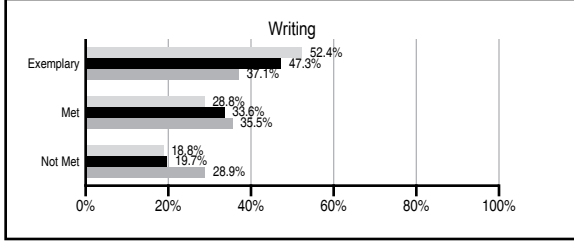
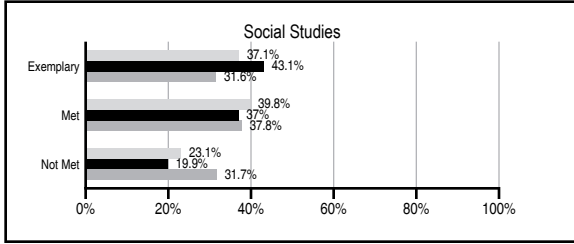
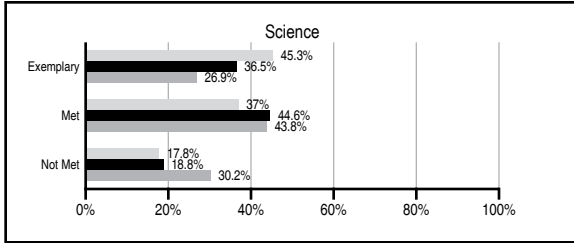
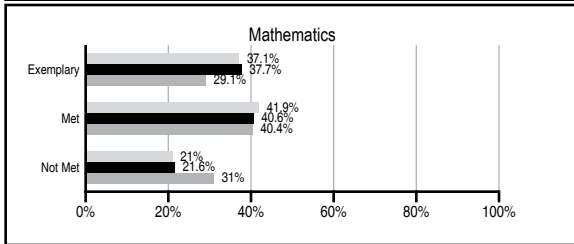
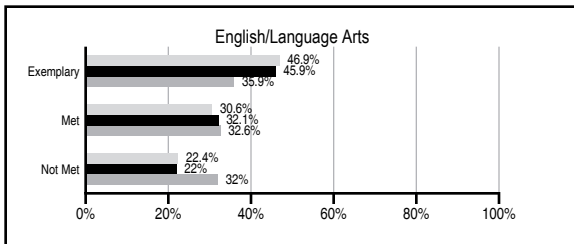
## ABSOLUTE RATINGS OF MIDDLE SCHOOLS WITH STUDENTS LIKE OURS\*

EXCELLENT	GOOD	AVERAGE	BELOW AVERAGE	AT-RISK
21	14	6	0	0

\* Ratings are calculated with data available by 11/07/2012. Schools with Students Like Ours are Middle Schools with Poverty Indices of no more than 5% above or below the index for this school.

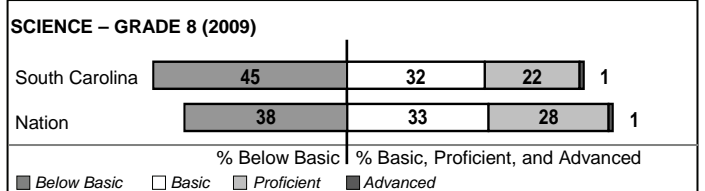
## PASS PERFORMANCE

Our School
  Middle Schools with Students Like Ours
  Middle schools statewide



## NAEP PERFORMANCE\*

\* Performance reported for SC and nation, data not available at school level. Percentages at NAEP Achievement Levels.



## END OF COURSE TESTS - 2012

% of students scoring 70 or above on:	Our Middle School	Middle Schools with Students Like Ours
Algebra 1/Math for the Technologies 2	100.0	97.7
English 1	95.0	95.8
Physical Science	N/A	N/A
US History and the Constitution	N/A	9
All Subjects	96.9	96.8

## SC PERFORMANCE VISION

*By 2020 all students will graduate with the knowledge and skills necessary to compete successfully in the global economy, participate in a democratic society and contribute positively as members of families and communities.*

### Abbreviations Key

N/A Not Applicable N/AV Not Available N/C Not Collected N/R Not Reported I/S Insufficient Sample TBD To be determined

# Rawlinson Road Middle School [York 3 - Rock Hill

## SCHOOL PROFILE

	Our School	Change from Last Year	Middle Schools with Students Like Ours	Median Middle School
<b>Students (n=664)</b>				
Students enrolled in high school credit courses (grades 7 & 8)	32.3%	Up from 31.3%	32.5%	22.9%
Retention rate	1.2%	Up from 0.4%	0.7%	0.8%
Attendance rate	97.0%	Up from 96.8%	96.6%	96.2%
Served by gifted and talented program	N/AV	N/AV	N/AV	N/AV
With disabilities other than speech	N/AV	N/AV	N/AV	N/AV
Older than usual for grade	N/AV	N/AV	N/AV	N/AV
Out-of-school suspensions or expulsions for violent and/or criminal offenses	0.0%	Down from 0.3%	0.4%	0.5%
Annual dropout rate	0.0%	No Change	0.0%	0.0%
<b>Teachers (n=44)</b>				
Teachers with advanced degrees	65.9%	Up from 60.9%	63.6%	61.3%
Continuing contract teachers	N/AV	N/AV	N/AV	N/AV
Teachers returning from previous year	90.1%	Up from 88.2%	89.7%	86.7%
Teacher attendance rate	95.4%	Down from 96.3%	95.3%	95.2%
Average teacher salary*	\$49,954	Up 5.6%	\$47,659	\$46,422
Classes not taught by highly qualified teachers	0.0%	Down from 1.1%	2.0%	2.0%
Professional development days/teacher	16.0 days	Up from 7.7 days	10.4 days	10.0 days
<b>School</b>				
Principal's years at school	6.0	Up from 5.0	6.0	4.0
Student-teacher ratio in core subjects	17.5 to 1	Up from 16.9 to 1	23.0 to 1	22.0 to 1
Prime instructional time	91.3%	Down from 92.5%	91.1%	90.1%
Opportunities in the arts	Excellent	No Change	Excellent	Good
SACS accreditation	Yes	No Change	Yes	Yes
Parents attending conferences	97.5%	Up from 85.1%	98.8%	98.8%
Character development program	Good	No Change	Good	Good
Dollars spent per pupil**	\$7,198	Down 12.4%	\$6,922	\$7,245
Percent of expenditures for instruction**	62.8%	Up from 62.0%	63.5%	63.1%
Percent of expenditures for teacher salaries**	61.9%	Up from 61.0%	62.5%	60.9%
ESEA composite index score	92.5	N/A	92.2	88.1

\* Length of contract = 185+ days.

\*\* Prior year audited financial data available.

## EVALUATION RESULTS

	Teachers	Students*	Parents*
Number of surveys returned	45	217	130
Percent satisfied with learning environment	97.7%	80.5%	86.4%
Percent satisfied with social and physical environment	95.6%	86.6%	76.0%
Percent satisfied with school-home relations	88.9%	85.6%	73.8%

\*Only students at the highest middle school grade level at this school and their parents were included.

## REPORT OF PRINCIPAL AND SCHOOL IMPROVEMENT COUNCIL

Rawlinson Road Middle School (RRMS) continues to be committed to ensuring the development of the unique potential of each student. Our goal is to develop our students as lifelong learners through a comprehensive and challenging education program that embraces engaging, meaningful practices. Our team structure of the core academics creates small learning communities for our students. Our exceptional fine arts and athletic programs continue to provide opportunities for our students to showcase their intelligence and skills in all areas.

Our school continues to address our achievement gap goals developed through our participation in the Making Middle Grades Work initiative and our School Improvement Plans. Our faculty is involved in continuous professional development to ensure that our students are engaged in their instruction. This year, teachers participated in multiple technology sessions in order to incorporate cutting edge technology in their classrooms. Our data room houses students' assessment data, specifically MAP, PASS and course performance, to provide our teachers with vital information in a visual manner. Collaborative planning for instruction both at the team level and grade level continuously takes place to maximize student learning. Our enrichment period allows our students to receive academic support based upon MAP testing results, data that identifies and addresses the academic needs of our students. During that time, we also are challenging our identified Gifted and Talented population with engaging activities geared toward students' areas of strengths.

Response to Intervention strategies at RRMS include use of Compass Learning, a re-teach and re-take policy, Lunch and Learn, and the use of performance at the mastery level grading policy. Our after-school Homework Club allows students to work on homework assignments with the aid of two certified teachers two days a week. We continued the Success Program, sponsored by the Optimist Club, in all grades along with our established mentoring programs in seventh and eighth grades to help students over the most difficult times. Our Watch Dog Dads was very successful this year; we had many fathers to participate. We were again awarded the Palmetto Silver Award for making substantial gains in closing our achievement gap.

RRMS students, staff and community participated in service learning and charity projects this year. Our school raised over \$1000 for the American Heart Association and for Levine Children's Hospital. We also participated in our district's Back the Pack food drive, Christmas charities, and Special Olympics, to name a few. Our SIC and PTO continue to support our efforts at RRMS through volunteer hours and fundraising, ensuring that our school meets the needs of our students, teachers, and community.

Jean Dickson, Principal  
Cathy Villaret, SIC Chairperson

Comprehensive detail, including definitions of ratings, performance criteria, and explanations of status, is available on [www.ed.sc.gov](http://www.ed.sc.gov) and [www.eoc.sc.gov](http://www.eoc.sc.gov) as well as school and school district websites.

Printed versions are available from school districts upon request.

### Abbreviations Key

N/A Not Applicable N/AV Not Available N/C Not Collected N/R Not Reported I/S Insufficient Sample TBD To be determined  
NI Newly Identified CSI Continuing School Improvement CA Corrective Action RP Plan to Restructure R Restructure DELAY School Improvement Status HOLD School Improvement Status