



SC Annual School Report Card Summary

WC Sullivan Middle
 York 3 - Rock Hill Schools
 Grades: 6-8 Enrollment: 751
 Principal: Michael Waiksnis
 Superintendent: Dr. Lynn P. Moody
 Board Chair: Bob Norwood

PERFORMANCE

Comprehensive detail, including definitions of ratings, performance criteria, and explanations of status, is available on www.ed.sc.gov and www.eoc.sc.gov as well as school and school district websites. Printed versions are available from school districts upon request.

YEAR	ABSOLUTE RATING	GROWTH RATING	PALMETTO GOLD AND SILVER AWARD		ESEA/FEDERAL ACCOUNTABILITY RATING SYSTEM	
			General Performance	Closing the Gap	ESEA Grade	Accountability Indicator
2012	Good	Good	TBD	TBD	A	N/A
2011	Average	Average	Silver	N/A	Not Met	N/A
2010	Average	Average	N/A	N/A	Not Met	N/A

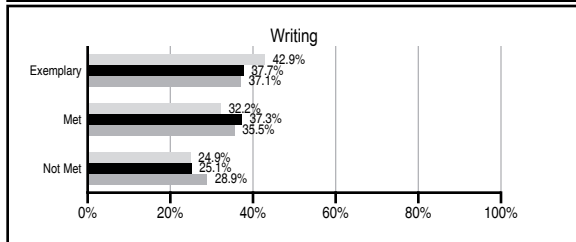
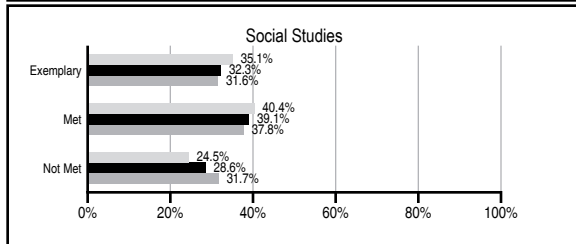
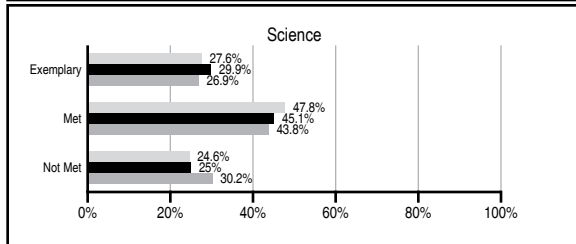
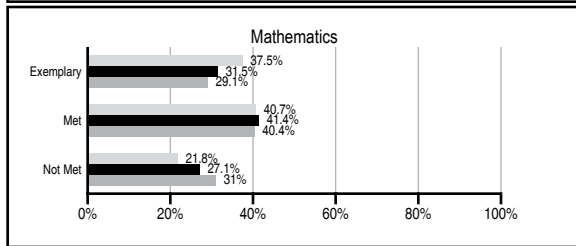
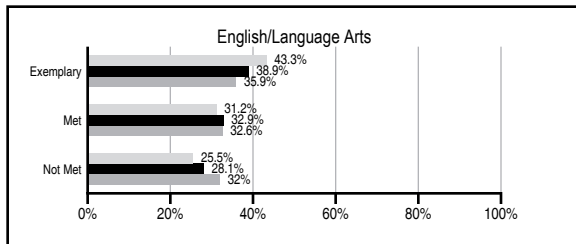
ABSOLUTE RATINGS OF MIDDLE SCHOOLS WITH STUDENTS LIKE OURS*

EXCELLENT	GOOD	AVERAGE	BELOW AVERAGE	AT-RISK
6	22	30	1	0

* Ratings are calculated with data available by 11/07/2012. Schools with Students Like Ours are Middle Schools with Poverty Indices of no more than 5% above or below the index for this school.

PASS PERFORMANCE

Our School Middle Schools with Students Like Ours Middle schools statewide



NAEP PERFORMANCE*

* Performance reported for SC and nation, data not available at school level. Percentages at NAEP Achievement Levels.



END OF COURSE TESTS - 2012

% of students scoring 70 or above on:	Our Middle School	Middle Schools with Students Like Ours
Algebra 1/Math for the Technologies 2	98.7	97.2
English 1	89.9	95.3
Physical Science	N/A	N/A
US History and the Constitution	N/A	N/A
All Subjects	93.5	96.7

SC PERFORMANCE VISION

By 2020 all students will graduate with the knowledge and skills necessary to compete successfully in the global economy, participate in a democratic society and contribute positively as members of families and communities.

Abbreviations Key

N/A Not Applicable N/AV Not Available N/C Not Collected N/R Not Reported I/S Insufficient Sample TBD To be determined

WC Sullivan Middle [York 3 - Rock Hill Schools]

SCHOOL PROFILE

	Our School	Change from Last Year	Middle Schools with Students Like Ours	Median Middle School
Students (n=751)				
Students enrolled in high school credit courses (grades 7 & 8)	24.5%	Up from 20.9%	32.4%	22.9%
Retention rate	2.8%	Up from 0.5%	0.7%	0.8%
Attendance rate	95.7%	Up from 94.7%	96.0%	96.2%
Served by gifted and talented program	N/AV	N/AV	N/AV	N/AV
With disabilities other than speech	N/AV	N/AV	N/AV	N/AV
Older than usual for grade	N/AV	N/AV	N/AV	N/AV
Out-of-school suspensions or expulsions for violent and/or criminal offenses	0.1%	Down from 0.7%	0.7%	0.5%
Annual dropout rate	0.6%	Down from 1.4%	0.0%	0.0%
Teachers (n=51)				
Teachers with advanced degrees	58.8%	Down from 59.2%	61.5%	61.3%
Continuing contract teachers	N/AV	N/AV	N/AV	N/AV
Teachers returning from previous year	89.0%	Up from 84.4%	89.0%	86.7%
Teacher attendance rate	95.2%	Down from 95.8%	95.1%	95.2%
Average teacher salary*	\$48,497	Up 4.3%	\$46,994	\$46,422
Classes not taught by highly qualified teachers	4.0%	Up from 0.0%	0.5%	2.0%
Professional development days/teacher	9.5 days	Down from 9.6 days	10.1 days	10.0 days
School				
Principal's years at school	4.0	Up from 3.0	4.0	4.0
Student-teacher ratio in core subjects	20.1 to 1	Up from 19.5 to 1	22.3 to 1	22.0 to 1
Prime instructional time	89.3%	Up from 88.6%	89.5%	90.1%
Opportunities in the arts	Good	No Change	Good	Good
SACS accreditation	Yes	No Change	Yes	Yes
Parents attending conferences	96.0%	Up from 95.5%	98.3%	98.8%
Character development program	Good	No Change	Good	Good
Dollars spent per pupil**	\$7,070	Down 6.8%	\$6,982	\$7,245
Percent of expenditures for instruction**	65.4%	Up from 65.3%	64.4%	63.1%
Percent of expenditures for teacher salaries**	64.0%	Down from 64.2%	62.7%	60.9%
ESEA composite index score	97.4	N/A	88.6	88.1

* Length of contract = 185+ days.

** Prior year audited financial data available.

EVALUATION RESULTS

	Teachers	Students*	Parents*
Number of surveys returned	30	195	55
Percent satisfied with learning environment	93.3%	63.0%	79.2%
Percent satisfied with social and physical environment	93.1%	74.6%	81.5%
Percent satisfied with school-home relations	80.0%	80.8%	70.9%

*Only students at the highest middle school grade level at this school and their parents were included.

REPORT OF PRINCIPAL AND SCHOOL IMPROVEMENT COUNCIL

Sullivan Middle School continues to excel in a variety of areas. Our student achievement data indicates we are growing and performing at high levels. We were selected as a Palmetto Silver School for the first time in our school history. Our students perform countless hours of service to our community. We firmly believe a great school is more than test scores. We strive to provide our students with a supportive environment that allows them to reach their full potential in all areas. As an International Baccalaureate Middle Years Programme school, we employ a holistic approach to education. Our students must be prepared to enter high school, post secondary education and the workforce with the skills needed to be successful today. This includes an awareness of different cultures and something called "international mindedness". Our students will be working with people from around the globe and it is crucial we develop international mindedness in our students. Our MAP testing data indicates our students are growing more than then national norm. We are proud of this achievement and it reflects the hard work and dedication of our students and teachers. Our PASS data continues to improve and our students are performing at high levels in all areas. Several of our students won state level awards and one qualified for a national competition. Our 8th grade academic team was undefeated and won the district championship. Five of our students were selected to the All-State Choir. Our music programs continued to win awards throughout the year. We firmly believe in giving back to the community. Our Art Outreach class completed several projects for community agencies. We raised money for a variety of causes and completed projects for "Conkerr Cancer" and "Coast to Ivory Coast" among others. Our students are participating in a special military ceremony this summer. We have added a variety of options for our students in an effort to better personalize their education. We will be offering Mandarin Chinese as a language next year. This is in addition to our Spanish and French programs. We added soccer as a sport this school year, becoming the only middle school in our district to field a soccer team. We have continued developing ways to communicate with the community. We launched our student showcase website which displays the great work that is happening at Sullivan. We also have very active facebook and twitter accounts. Our Falcon News Blog provides our parents and community with information about all things related to Sullivan. We will be launching a video web channel this summer as well as creating a Sullivan Middle School app. We are proud of our achievements this year. Sullivan will continue to work hard to ensure continued success in all areas.

Michael Waiksnis, Principal
Cathy Greene, SIC Chair

Comprehensive detail, including definitions of ratings, performance criteria, and explanations of status, is available on www.ed.sc.gov and www.eoc.sc.gov as well as school and school district websites.

Printed versions are available from school districts upon request.

Abbreviations Key

N/A Not Applicable N/AV Not Available N/C Not Collected N/R Not Reported I/S Insufficient Sample TBD To be determined

NI Newly Identified CSI Continuing School Improvement CA Corrective Action RP Plan to Restructure R Restructure DELAY School Improvement Status HOLD School Improvement Status