



SC Annual School Report Card Summary

Castle Heights Middle School
 York 3 - Rock Hill Schools
 Grades: 6-8 Enrollment: 794
 Principal: Kelly Kane
 Superintendent: Dr. Lynn P. Moody
 Board Chair: Bob Norwood

PERFORMANCE

Comprehensive detail, including definitions of ratings, performance criteria, and explanations of status, is available on www.ed.sc.gov and www.eoc.sc.gov as well as school and school district websites. Printed versions are available from school districts upon request.

YEAR	ABSOLUTE RATING	GROWTH RATING	PALMETTO GOLD AND SILVER AWARD		ESEA/FEDERAL ACCOUNTABILITY RATING SYSTEM	
			General Performance	Closing the Gap	ESEA Grade	Accountability Indicator
2012	Good	Excellent	TBD	TBD	B	N/A
2011	Average	Good	Silver	N/A	Not Met	N/A
2010	Average	Good	Silver	N/A	Not Met	N/A

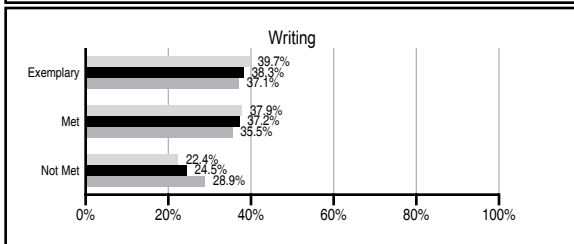
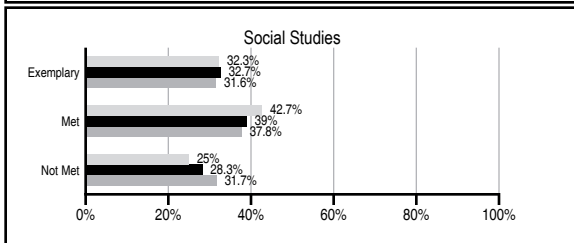
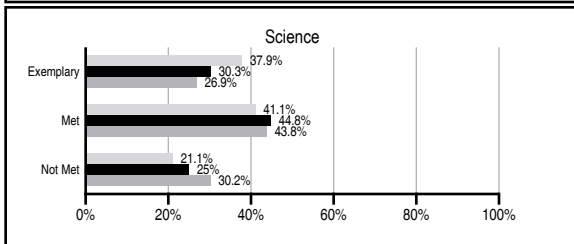
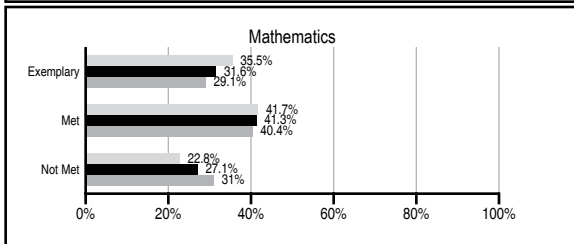
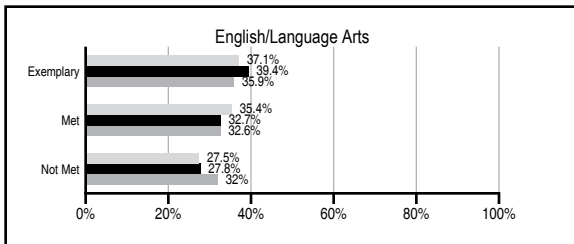
ABSOLUTE RATINGS OF MIDDLE SCHOOLS WITH STUDENTS LIKE OURS*

EXCELLENT	GOOD	AVERAGE	BELOW AVERAGE	AT-RISK
6	24	27	1	0

* Ratings are calculated with data available by 11/07/2012. Schools with Students Like Ours are Middle Schools with Poverty Indices of no more than 5% above or below the index for this school.

PASS PERFORMANCE

Our School
 Middle Schools with Students Like Ours
 Middle schools statewide



NAEP PERFORMANCE*

* Performance reported for SC and nation, data not available at school level. Percentages at NAEP Achievement Levels.



END OF COURSE TESTS - 2012

% of students scoring 70 or above on:	Our Middle School	Middle Schools with Students Like Ours
Algebra 1/Math for the Technologies 2	100.0	97.1
English 1	96.6	93.3
Physical Science	N/A	N/A
US History and the Constitution	N/A	N/A
All Subjects	97.8	96.6

SC PERFORMANCE VISION

By 2020 all students will graduate with the knowledge and skills necessary to compete successfully in the global economy, participate in a democratic society and contribute positively as members of families and communities.

Abbreviations Key

N/A Not Applicable N/AV Not Available N/C Not Collected N/R Not Reported I/S Insufficient Sample TBD To be determined

Castle Heights Middle School [York 3 - Rock Hill]

SCHOOL PROFILE

	Our School	Change from Last Year	Middle Schools with Students Like Ours	Median Middle School
Students (n=794)				
Students enrolled in high school credit courses (grades 7 & 8)	20.0%	Down from 23.2%	34.7%	22.9%
Retention rate	0.9%	Up from 0.4%	0.7%	0.8%
Attendance rate	96.3%	Down from 96.6%	96.0%	96.2%
Served by gifted and talented program	N/AV	N/AV	N/AV	N/AV
With disabilities other than speech	N/AV	N/AV	N/AV	N/AV
Older than usual for grade	N/AV	N/AV	N/AV	N/AV
Out-of-school suspensions or expulsions for violent and/or criminal offenses	1.0%	Up from 0.6%	0.9%	0.5%
Annual dropout rate	0.0%	No Change	0.0%	0.0%
Teachers (n=52)				
Teachers with advanced degrees	59.6%	Up from 54.9%	61.1%	61.3%
Continuing contract teachers	N/AV	N/AV	N/AV	N/AV
Teachers returning from previous year	90.7%	Up from 84.3%	88.6%	86.7%
Teacher attendance rate	93.6%	Down from 97.2%	95.1%	95.2%
Average teacher salary*	\$49,288	Up 2.7%	\$46,977	\$46,422
Classes not taught by highly qualified teachers	2.6%	Up from 0.5%	0.7%	2.0%
Professional development days/teacher	8.1 days	Up from 5.3 days	10.8 days	10.0 days
School				
Principal's years at school	15.0	Up from 14.0	4.0	4.0
Student-teacher ratio in core subjects	N/R	N/R	22.7 to 1	22.0 to 1
Prime instructional time	88.9%	Down from 93.4%	89.5%	90.1%
Opportunities in the arts	Good	No Change	Good	Good
SACS accreditation	Yes	No Change	Yes	Yes
Parents attending conferences	70.3%	Down from 88.2%	98.3%	98.8%
Character development program	Good	No Change	Good	Good
Dollars spent per pupil**	\$6,466	Down 9.2%	\$6,941	\$7,245
Percent of expenditures for instruction**	64.0%	Down from 64.4%	64.3%	63.1%
Percent of expenditures for teacher salaries**	63.4%	Up from 63.2%	62.5%	60.9%
ESEA composite index score	89.3	N/A	88.0	88.1

* Length of contract = 185+ days.

** Prior year audited financial data available.

REPORT OF PRINCIPAL AND SCHOOL IMPROVEMENT COUNCIL

As a nationally and state recognized Schools To Watch award-winning school and a SC Palmetto Silver academic award winner for the second year in a row, Castle Heights Middle School proudly continues to provide a positive, engaging middle level learning environment for our students. We continue to seek new strategies and pathways to improve our academic program, to provide better communication with our community, and to effectively integrate technology resources.

This past year Castle Heights staff members traveled to other schools around the state to gain new ideas, and the school hosted a number of visits from other schools. Early in the year Castle Heights served as a pilot site for a Making Middle Grades Work best practices review, and our students were honored to receive a visit from SC Governor Nikki Haley as we neared the end of the year.

The school continues to work cooperatively with a number of community agencies such as Catawba Family Services, Back the Pack, and mentoring groups to serve our students and their families. The school also extends efforts into the community to provide services to agencies such as the Catawba Nation, the York County Humane Society, and the American Cancer Society's Relay for Life. Many of these efforts have become part of our growing character education program.

Academic achievement and progress for all students continue to be our highest priorities. Collaborative planning for instruction and the co-teaching program will continue, and we will expand our efforts to implement new technology resources and challenge-based instruction to improve communication and learning.

EVALUATION RESULTS

	Teachers	Students*	Parents*
Number of surveys returned	52	255	151
Percent satisfied with learning environment	92.3%	81.1%	83.9%
Percent satisfied with social and physical environment	96.2%	78.8%	82.9%
Percent satisfied with school-home relations	82.7%	86.2%	75.8%

*Only students at the highest middle school grade level at this school and their parents were included.

Comprehensive detail, including definitions of ratings, performance criteria, and explanations of status, is available on www.ed.sc.gov and www.eoc.sc.gov as well as school and school district websites.

Printed versions are available from school districts upon request.

Abbreviations Key

N/A Not Applicable N/AV Not Available N/C Not Collected N/R Not Reported I/S Insufficient Sample TBD To be determined
 NI Newly Identified CSI Continuing School Improvement CA Corrective Action RP Plan to Restructure R Restructure DELAY School Improvement Status HOLD School Improvement Status