



SC Annual School Report Card Summary

Hillcrest Middle School
 Sumter School District
 Grades: 6-8 Enrollment: 463
 Principal: Tarsha Staggers
 Superintendent: Randolph D. Bynum, Sr.
 Board Chair: Larry D. Addison

PERFORMANCE

Comprehensive detail, including definitions of ratings, performance criteria, and explanations of status, is available on www.ed.sc.gov and www.eoc.sc.gov as well as school and school district websites. Printed versions are available from school districts upon request.

YEAR	ABSOLUTE RATING	GROWTH RATING	PALMETTO GOLD AND SILVER AWARD		ESEA/FEDERAL ACCOUNTABILITY RATING SYSTEM	
			General Performance	Closing the Gap	ESEA Grade	Accountability Indicator
2012	Good	Average	TBD	TBD	B	N/A
2011	Good	Good	N/A	N/A	N/A	N/A
2010	Average	Good	N/A	N/A	N/A	N/A

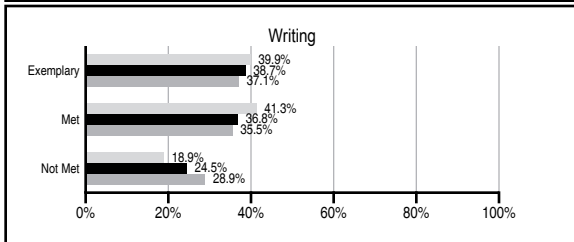
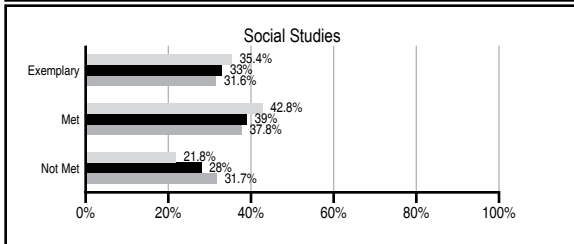
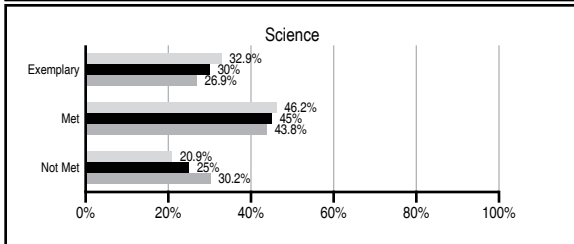
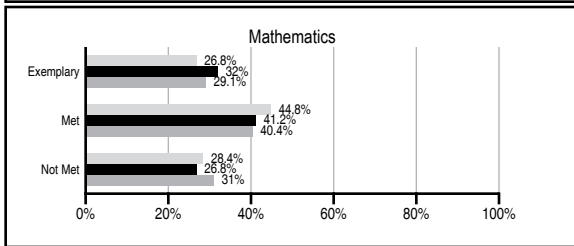
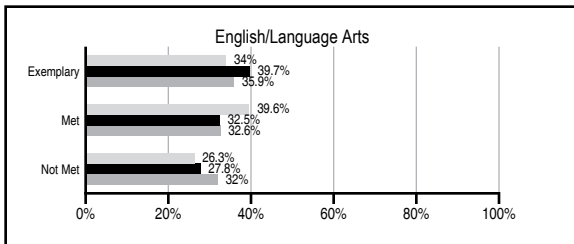
ABSOLUTE RATINGS OF MIDDLE SCHOOLS WITH STUDENTS LIKE OURS*

EXCELLENT	GOOD	AVERAGE	BELOW AVERAGE	AT-RISK
7	23	29	1	0

* Ratings are calculated with data available by 11/07/2012. Schools with Students Like Ours are Middle Schools with Poverty Indices of no more than 5% above or below the index for this school.

PASS PERFORMANCE

Our School Middle Schools with Students Like Ours Middle schools statewide



NAEP PERFORMANCE*

* Performance reported for SC and nation, data not available at school level. Percentages at NAEP Achievement Levels.



END OF COURSE TESTS - 2012

% of students scoring 70 or above on:	Our Middle School	Middle Schools with Students Like Ours
Algebra 1/Math for the Technologies 2	96.0	97.1
English 1	96.0	95.4
Physical Science	N/A	N/A
US History and the Constitution	N/A	N/A
All Subjects	96.0	96.6

SC PERFORMANCE VISION

By 2020 all students will graduate with the knowledge and skills necessary to compete successfully in the global economy, participate in a democratic society and contribute positively as members of families and communities.

Abbreviations Key

N/A Not Applicable N/AV Not Available N/C Not Collected N/R Not Reported I/S Insufficient Sample TBD To be determined

Hillcrest Middle School [Sumter School District]

SCHOOL PROFILE

	Our School	Change from Last Year	Middle Schools with Students Like Ours	Median Middle School
Students (n=463)				
Students enrolled in high school credit courses (grades 7 & 8)	52.7%	N/R	29.4%	22.9%
Retention rate	0.2%	N/A	0.7%	0.8%
Attendance rate	95.5%	N/A	96.0%	96.2%
Served by gifted and talented program	N/AV	N/AV	N/AV	N/AV
With disabilities other than speech	N/AV	N/AV	N/AV	N/AV
Older than usual for grade	N/AV	N/AV	N/AV	N/AV
Out-of-school suspensions or expulsions for violent and/or criminal offenses	0.0%	N/R	0.8%	0.5%
Annual dropout rate	0.0%	N/A	0.0%	0.0%
Teachers (n=25)				
Teachers with advanced degrees	72.0%	N/A	61.7%	61.3%
Continuing contract teachers	N/AV	N/AV	N/AV	N/AV
Teachers returning from previous year	85.6%	N/A	88.9%	86.7%
Teacher attendance rate	95.0%	N/R	95.1%	95.2%
Average teacher salary*	\$43,261	I/S	\$47,101	\$46,422
Classes not taught by highly qualified teachers	0.7%	N/A	0.5%	2.0%
Professional development days/teacher	9.7 days	N/R	10.1 days	10.0 days
School				
Principal's years at school	8.0	N/R	4.0	4.0
Student-teacher ratio in core subjects	21.5 to 1	N/R	22.9 to 1	22.0 to 1
Prime instructional time	89.9%	N/R	89.5%	90.1%
Opportunities in the arts	Good	N/R	Good	Good
SACS accreditation	Yes	N/R	Yes	Yes
Parents attending conferences	92.3%	N/R	98.8%	98.8%
Character development program	Good	N/R	Good	Good
Dollars spent per pupil**	N/A	N/A	\$6,995	\$7,245
Percent of expenditures for instruction**	N/A	N/A	64.4%	63.1%
Percent of expenditures for teacher salaries**	N/A	N/A	62.9%	60.9%
ESEA composite index score	88.6	N/A	88.8	88.1

* Length of contract = 185+ days.

** Prior year audited financial data available.

EVALUATION RESULTS

	Teachers	Students*	Parents*
Number of surveys returned	16	117	49
Percent satisfied with learning environment	68.8%	68.1%	68.8%
Percent satisfied with social and physical environment	80.0%	65.5%	61.7%
Percent satisfied with school-home relations	75.0%	71.6%	66.7%

*Only students at the highest middle school grade level at this school and their parents were included.

REPORT OF PRINCIPAL AND SCHOOL IMPROVEMENT COUNCIL

This has been an exceptional year at Hillcrest Middle School, a school with a safe, structured, and nurturing environment that encourages excellence. Hillcrest offers a challenging, relevant, standards-driven curriculum supported by a highly effective faculty and staff. Our mission statement drives all that we do: "Believing, Achieving and Succeeding through Academics, Citizenship and Service." Our focus is to teach the whole student.

Student achievement was addressed through the continued implementation of unique courses focused on improving reading, math, science, and social studies skills. Math Topics and Contemporary Literature offered students opportunities to improve their skills through a plethora of novels for reading and hands-on math activities, allowing student application of concepts to real world problems. Science Research offered students opportunities to research areas of interest and apply all areas of the curriculum to their learning. Activities included working with robotics through the Lego League and conducting a variety of scientific investigations. Political Science allowed involvement in government as well as an introduction to economics. The Youth Leadership Initiative introduced current political processes. The Office of Economic Education introduced economics and the study of how money works with students participating in the Stock Market Game.

Maintaining and increasing teacher quality was addressed by providing professional development and training based on research-supported standards including book studies, workshop participation and summer institutes to keep abreast of the current trends. Teachers started training with the new Common Core Standards, which will soon replace the SC State Standards.

School climate was improved through continuing our student service learning projects, with students actively participating within the school and community. Involvement included Math-A-Thon, recycling, Relay for Life, Pennies for Patients, canned food drives, and helping with our local senior citizen center. Honors for our school community include four SC Junior Scholars, awards at the Region II Science and Engineering Fair, along with many other academic, athletic and related arts awards.

We are very proud of all the accomplishments of our students. Our belief is that education is a team effort with teachers, parents, and students working together to make our school a great place to learn and grow.

Robert Barth, Principal
Dr. Candy Richburg, School Improvement Council Chairman

Comprehensive detail, including definitions of ratings, performance criteria, and explanations of status, is available on www.ed.sc.gov and www.eoc.sc.gov as well as school and school district websites.

Printed versions are available from school districts upon request.

Abbreviations Key

N/A Not Applicable N/AV Not Available N/C Not Collected N/R Not Reported I/S Insufficient Sample TBD To be determined

NI Newly Identified CSI Continuing School Improvement CA Corrective Action RP Plan to Restructure R Restructure DELAY School Improvement Status HOLD School Improvement Status