



SC Annual School Report Card Summary

Furman Middle School
 Sumter School District
 Grades: 6-8 Enrollment: 939
 Principal: Maria Newton-Tabon
 Superintendent: Randolph D. Bynum, Sr.
 Board Chair: Larry D. Addison

PERFORMANCE

Comprehensive detail, including definitions of ratings, performance criteria, and explanations of status, is available on www.ed.sc.gov and www.eoc.sc.gov as well as school and school district websites. Printed versions are available from school districts upon request.

YEAR	ABSOLUTE RATING	GROWTH RATING	PALMETTO GOLD AND SILVER AWARD		ESEA/FEDERAL ACCOUNTABILITY RATING SYSTEM	
			General Performance	Closing the Gap	ESEA Grade	Accountability Indicator
2012	Average	Average	TBD	TBD	B	Reward
2011	Average	Average	N/A	N/A	N/A	N/A
2010	Below Average	Average	N/A	N/A	N/A	N/A

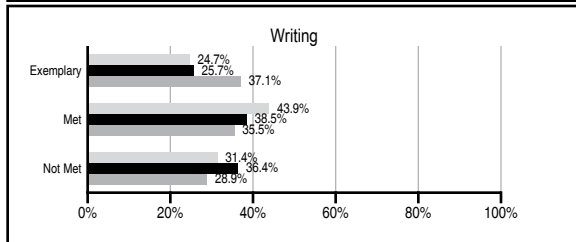
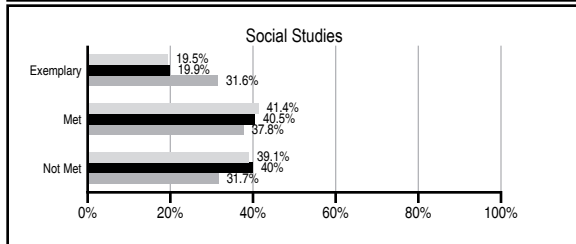
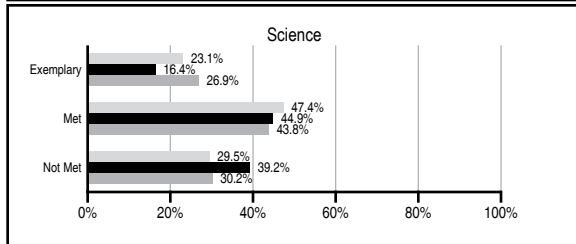
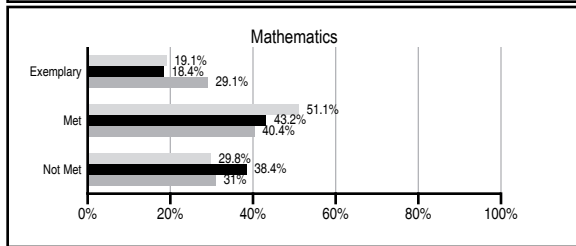
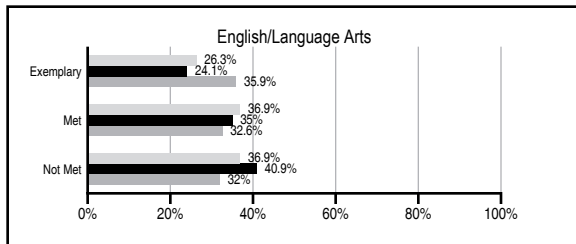
ABSOLUTE RATINGS OF MIDDLE SCHOOLS WITH STUDENTS LIKE OURS*

EXCELLENT	GOOD	AVERAGE	BELOW AVERAGE	AT-RISK
0	2	39	10	7

* Ratings are calculated with data available by 11/07/2012. Schools with Students Like Ours are Middle Schools with Poverty Indices of no more than 5% above or below the index for this school.

PASS PERFORMANCE

Our School Middle Schools with Students Like Ours Middle schools statewide



NAEP PERFORMANCE*

* Performance reported for SC and nation, data not available at school level. Percentages at NAEP Achievement Levels.



END OF COURSE TESTS - 2012

% of students scoring 70 or above on:	Our Middle School	Middle Schools with Students Like Ours
Algebra 1/Math for the Technologies 2	93.9	94.2
English 1	100.0	83.3
Physical Science	N/A	N/A
US History and the Constitution	N/A	N/A
All Subjects	97.0	92.3

SC PERFORMANCE VISION

By 2020 all students will graduate with the knowledge and skills necessary to compete successfully in the global economy, participate in a democratic society and contribute positively as members of families and communities.

Abbreviations Key

N/A Not Applicable N/AV Not Available N/C Not Collected N/R Not Reported I/S Insufficient Sample TBD To be determined

Furman Middle School [Sumter School District]

SCHOOL PROFILE

	Our School	Change from Last Year	Middle Schools with Students Like Ours	Median Middle School
Students (n=939)				
Students enrolled in high school credit courses (grades 7 & 8)	6.6%	N/R	16.8%	22.9%
Retention rate	0.6%	N/A	1.1%	0.8%
Attendance rate	94.2%	N/A	95.9%	96.2%
Served by gifted and talented program	N/AV	N/AV	N/AV	N/AV
With disabilities other than speech	N/AV	N/AV	N/AV	N/AV
Older than usual for grade	N/AV	N/AV	N/AV	N/AV
Out-of-school suspensions or expulsions for violent and/or criminal offenses	0.0%	N/R	0.6%	0.5%
Annual dropout rate	0.0%	N/A	0.0%	0.0%
Teachers (n=54)				
Teachers with advanced degrees	59.3%	N/A	60.0%	61.3%
Continuing contract teachers	N/AV	N/AV	N/AV	N/AV
Teachers returning from previous year	82.8%	N/A	81.6%	86.7%
Teacher attendance rate	96.3%	N/R	95.1%	95.2%
Average teacher salary*	\$42,361	I/S	\$45,043	\$46,422
Classes not taught by highly qualified teachers	9.3%	N/A	2.5%	2.0%
Professional development days/teacher	5.5 days	N/R	10.2 days	10.0 days
School				
Principal's years at school	4.0	N/R	3.5	4.0
Student-teacher ratio in core subjects	19.9 to 1	N/R	21.1 to 1	22.0 to 1
Prime instructional time	90.0%	N/R	89.6%	90.1%
Opportunities in the arts	Good	N/R	Good	Good
SACS accreditation	Yes	N/R	Yes	Yes
Parents attending conferences	100.0%	N/R	98.8%	98.8%
Character development program	Excellent	N/R	Good	Good
Dollars spent per pupil**	N/A	N/A	\$8,203	\$7,245
Percent of expenditures for instruction**	N/A	N/A	61.5%	63.1%
Percent of expenditures for teacher salaries**	N/A	N/A	56.9%	60.9%
ESEA composite index score	84.1	N/A	82.7	88.1

* Length of contract = 185+ days.

** Prior year audited financial data available.

REPORT OF PRINCIPAL AND SCHOOL IMPROVEMENT COUNCIL

Furman Middle School is a school on the move as we have seen our school-rating move from Unsatisfactory to Average in only four years, and are on the verge of moving into the good range.

Some of the academic processes responsible for the above are detailed below. At Furman, we employ academic labs to reach out to those students who may be struggling in a core area subject. The lab allows us to immerse students in a non-threatening academic environment for several hours each week. Research has shown that a regular lab that students visit when their teacher brings them does not provide a large boost in student performance. The academic lab structure allows a student to be assigned to the lab as a class where they receive almost five hours a week of math or English Language Arts instruction in addition to their regular class.

Explicit Direct Instruction is a book that Furman teachers were required to read as a staff development offering. The professional development from this book study has transformed the teaching strategies at Furman. During an observation in a classroom, it is not uncommon to see 100% of the students engaged in the learning process. The quality of the questions asked by the teachers is such that higher-order questions rule the day.

Furman Middle School is a mandatory uniform school, and the students are better for it. Discipline infractions have fallen every year since uniforms became the norm at Furman. Well-behaved students feel better about themselves and reach high academic expectations. Furman Middle School enjoys success outside of the academic realms in our full complement of sports and extra-curricular activities.

John Feeney, Principal
Janelle Saulsgiver, President of the School Improvement Council

EVALUATION RESULTS

	Teachers	Students*	Parents*
Number of surveys returned	45	251	221
Percent satisfied with learning environment	86.4%	65.6%	76.9%
Percent satisfied with social and physical environment	80.0%	66.8%	74.3%
Percent satisfied with school-home relations	46.7%	73.8%	72.6%

*Only students at the highest middle school grade level at this school and their parents were included.

Comprehensive detail, including definitions of ratings, performance criteria, and explanations of status, is available on www.ed.sc.gov and www.eoc.sc.gov as well as school and school district websites.

Printed versions are available from school districts upon request.

Abbreviations Key

N/A Not Applicable N/AV Not Available N/C Not Collected N/R Not Reported I/S Insufficient Sample TBD To be determined

NI Newly Identified CSI Continuing School Improvement CA Corrective Action RP Plan to Restructure R Restructure DELAY School Improvement Status HOLD School Improvement Status