



SC Annual School Report Card Summary

McCracken Middle School
 Spartanburg School District Seven
 Grades: 6-8 Enrollment: 688
 Principal: Margaret Peach
 Superintendent: Dr. Russell W. Booker
 Board Chair: Lawrence E. Flynn, Jr.

PERFORMANCE

Comprehensive detail, including definitions of ratings, performance criteria, and explanations of status, is available on www.ed.sc.gov and www.eoc.sc.gov as well as school and school district websites. Printed versions are available from school districts upon request.

YEAR	ABSOLUTE RATING	GROWTH RATING	PALMETTO GOLD AND SILVER AWARD		ESEA/FEDERAL ACCOUNTABILITY RATING SYSTEM	
			General Performance	Closing the Gap	ESEA Grade	Accountability Indicator
2012	Excellent	Good	TBD	TBD	A	N/A
2011	Good	Average	Silver	N/A	Not Met	N/A
2010	Good	Good	Silver	N/A	Not Met	N/A

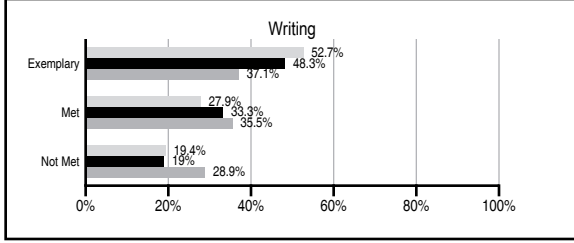
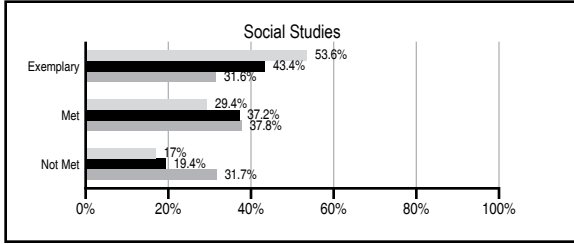
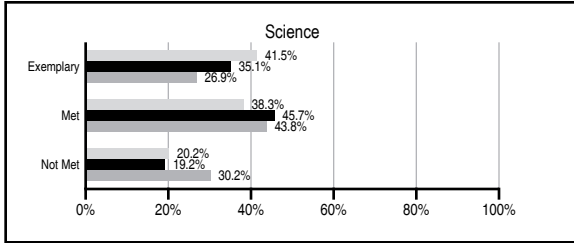
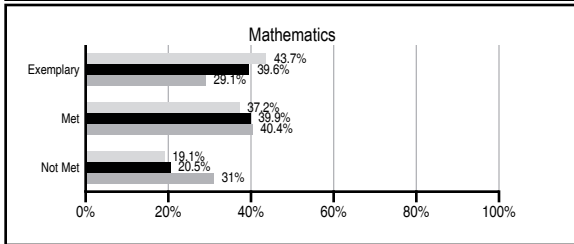
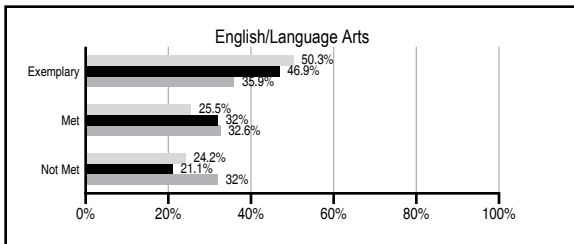
ABSOLUTE RATINGS OF MIDDLE SCHOOLS WITH STUDENTS LIKE OURS*

EXCELLENT	GOOD	AVERAGE	BELOW AVERAGE	AT-RISK
21	6	7	0	0

* Ratings are calculated with data available by 11/07/2012. Schools with Students Like Ours are Middle Schools with Poverty Indices of no more than 5% above or below the index for this school.

PASS PERFORMANCE

Our School
 Middle Schools with Students Like Ours
 Middle schools statewide



NAEP PERFORMANCE*

* Performance reported for SC and nation, data not available at school level. Percentages at NAEP Achievement Levels.



END OF COURSE TESTS - 2012

% of students scoring 70 or above on:	Our Middle School	Middle Schools with Students Like Ours
Algebra 1/Math for the Technologies 2	100.0	97.1
English 1	100.0	92.1
Physical Science	N/A	N/A
US History and the Constitution	N/A	9
All Subjects	100.0	96.0

SC PERFORMANCE VISION

By 2020 all students will graduate with the knowledge and skills necessary to compete successfully in the global economy, participate in a democratic society and contribute positively as members of families and communities.

Abbreviations Key

N/A Not Applicable N/AV Not Available N/C Not Collected N/R Not Reported I/S Insufficient Sample TBD To be determined

McCracken Middle School
[Spartanburg School District Seven]

SCHOOL PROFILE

	Our School	Change from Last Year	Middle Schools with Students Like Ours	Median Middle School
Students (n=688)				
Students enrolled in high school credit courses (grades 7 & 8)	66.2%	Up from 40.5%	35.5%	22.9%
Retention rate	0.0%	Down from 0.5%	0.7%	0.8%
Attendance rate	96.7%	Up from 95.5%	96.9%	96.2%
Served by gifted and talented program	N/AV	N/AV	N/AV	N/AV
With disabilities other than speech	N/AV	N/AV	N/AV	N/AV
Older than usual for grade	N/AV	N/AV	N/AV	N/AV
Out-of-school suspensions or expulsions for violent and/or criminal offenses	0.3%	Up from 0.2%	0.3%	0.5%
Annual dropout rate	0.7%	Up from 0.2%	0.0%	0.0%
Teachers (n=55)				
Teachers with advanced degrees	61.8%	Down from 63.3%	62.1%	61.3%
Continuing contract teachers	N/AV	N/AV	N/AV	N/AV
Teachers returning from previous year	81.9%	Down from 90.8%	88.8%	86.7%
Teacher attendance rate	95.4%	Down from 95.5%	95.3%	95.2%
Average teacher salary*	\$51,399	Up 1.8%	\$47,714	\$46,422
Classes not taught by highly qualified teachers	1.9%	Down from 4.8%	4.8%	2.0%
Professional development days/teacher	12.2 days	Up from 9.4 days	9.7 days	10.0 days
School				
Principal's years at school	3.0	Up from 2.0	4.0	4.0
Student-teacher ratio in core subjects	19.1 to 1	Down from 22.8 to 1	23.4 to 1	22.0 to 1
Prime instructional time	91.2%	Up from 89.8%	91.2%	90.1%
Opportunities in the arts	Excellent	No Change	Good	Good
SACS accreditation	Yes	No Change	Yes	Yes
Parents attending conferences	100.0%	Up from 99.2%	99.5%	98.8%
Character development program	Below Average	Down from Average	Good	Good
Dollars spent per pupil**	\$7,260	Down 5.5%	\$6,753	\$7,245
Percent of expenditures for instruction**	68.2%	Up from 67.6%	63.5%	63.1%
Percent of expenditures for teacher salaries**	67.4%	Up from 66.8%	62.2%	60.9%
ESEA composite index score	96.1	N/A	92.6	88.1

* Length of contract = 185+ days.
 ** Prior year audited financial data available.

EVALUATION RESULTS

	Teachers	Students*	Parents*
Number of surveys returned	60	212	83
Percent satisfied with learning environment	98.3%	81.0%	89.0%
Percent satisfied with social and physical environment	98.3%	83.3%	87.7%
Percent satisfied with school-home relations	98.3%	90.0%	86.7%

*Only students at the highest middle school grade level at this school and their parents were included.

REPORT OF PRINCIPAL AND SCHOOL IMPROVEMENT COUNCIL

As a result of dedication and hard work by our many stakeholders, McCracken Middle School created a culture of collaboration, which led to a very successful 2011-2012 school year. During our first year as a middle school we had many notable accomplishments in athletics, arts, academics and our activities at the regional, state, and national level while maintaining our focus on the achievements of individual students. Building on a rich tradition of excellence our staff, parents, administration, and community provided tremendous support which made these successes possible.

Our students are led and inspired by a remarkable team of faculty and administration, who added honors to an already impressive trophy case. For the second year in a row we received the Palmetto Silver Award for academic excellence. Our Math Olympiad Team received a number of honors in their inaugural year. All three of our Wordmaster Teams ranked nationally with our 8th grade team ranking first in the nation. Students participating in the National French Exam did extremely well with two of our students ranking in the top ten. We continue to enjoy participating in the Duke TIP and Junior Scholars program with great success. Students in our performing arts garnered superior rankings in district, region and state competitions and had unprecedented achievements. This was the first year for our Green Sneaker Fiddlers, Orchestra After Hours Club, and our Chamber Orchestra along with our band's Brass Choir. Our chorus students working with our drama and art departments produced, "High School Musical" this year and performed to three sold out audiences.

Our students soared like Eagles with athletic successes. Our football team was the conference champion runner up, our basketball teams went to the playoffs, and in wrestling we had four students invited to the state playoff tournament which is a record for McCracken Middle School. Many of our young men participated in a book study led by our AD based on, Uncommon, by Tony Dungee. Our student athletes continue to develop and build on a strong platform of conditioning, skills, and character. These remarkable hallmarks of our 2011-2012 journey are only possible because of our dedicated and dynamic staff, our cooperative parents, fantastic students and a network of supportive community stakeholders who share our commitment to excellence in education every day for every child.

Margaret Peach, Principal ☐☐☐
 Cathy Ellett, SIC Chairperson

Comprehensive detail, including definitions of ratings, performance criteria, and explanations of status, is available on www.ed.sc.gov and www.eoc.sc.gov as well as school and school district websites.

Printed versions are available from school districts upon request.

Abbreviations Key

N/A Not Applicable N/AV Not Available N/C Not Collected N/R Not Reported I/S Insufficient Sample TBD To be determined
 NI Newly Identified CSI Continuing School Improvement CA Corrective Action RP Plan to Restructure R Restructure DELAY School Improvement Status HOLD School Improvement Status