



SC Annual School Report Card Summary

LE Gable Middle School
 Spartanburg School District Six
 Grades: 6-8 Enrollment: 750
 Principal: Karen N. Bush
 Superintendent: Dr. Darryl F. Owings
 Board Chair: Mr. Lynn Harris

PERFORMANCE

Comprehensive detail, including definitions of ratings, performance criteria, and explanations of status, is available on www.ed.sc.gov and www.eoc.sc.gov as well as school and school district websites. Printed versions are available from school districts upon request.

YEAR	ABSOLUTE RATING	GROWTH RATING	PALMETTO GOLD AND SILVER AWARD		ESEA/FEDERAL ACCOUNTABILITY RATING SYSTEM	
			General Performance	Closing the Gap	ESEA Grade	Accountability Indicator
2012	Good	Good	TBD	TBD	B	N/A
2011	Good	Excellent	Gold	Silver	Not Met	N/A
2010	Average	Average	N/A	N/A	Not Met	N/A

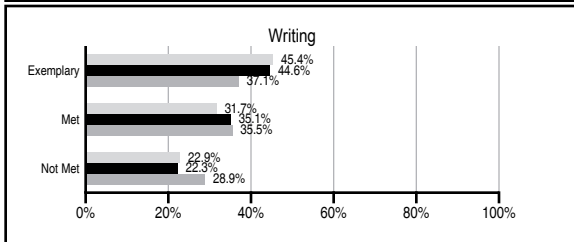
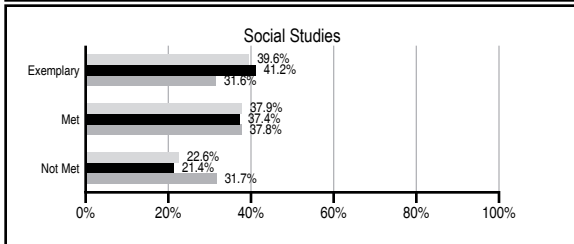
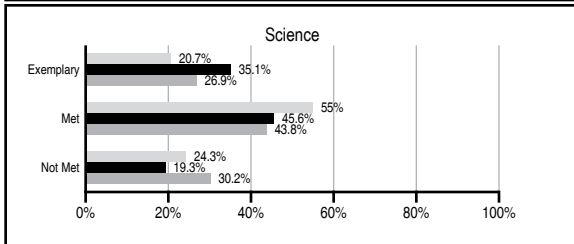
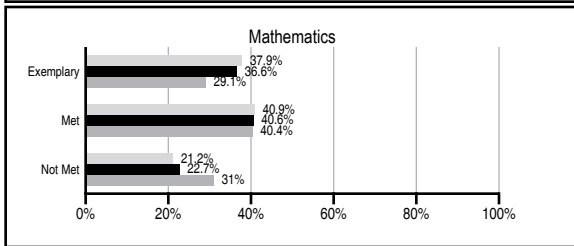
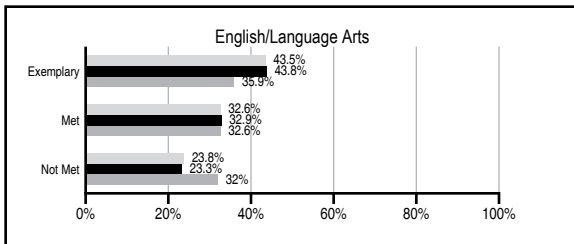
ABSOLUTE RATINGS OF MIDDLE SCHOOLS WITH STUDENTS LIKE OURS*

EXCELLENT	GOOD	AVERAGE	BELOW AVERAGE	AT-RISK
19	15	6	0	1

* Ratings are calculated with data available by 11/07/2012. Schools with Students Like Ours are Middle Schools with Poverty Indices of no more than 5% above or below the index for this school.

PASS PERFORMANCE

Our School
 Middle Schools with Students Like Ours
 Middle schools statewide



NAEP PERFORMANCE*

* Performance reported for SC and nation, data not available at school level. Percentages at NAEP Achievement Levels.



END OF COURSE TESTS - 2012

% of students scoring 70 or above on:	Our Middle School	Middle Schools with Students Like Ours
Algebra 1/Math for the Technologies 2	100.0	98.4
English 1	N/A	93.4
Physical Science	N/A	N/A
US History and the Constitution	N/A	9
All Subjects	100.0	95.1

SC PERFORMANCE VISION

By 2020 all students will graduate with the knowledge and skills necessary to compete successfully in the global economy, participate in a democratic society and contribute positively as members of families and communities.

Abbreviations Key

N/A Not Applicable N/AV Not Available N/C Not Collected N/R Not Reported I/S Insufficient Sample TBD To be determined

LE Gable Middle School [Spartanburg School District

SCHOOL PROFILE

	Our School	Change from Last Year	Middle Schools with Students Like Ours	Median Middle School
Students (n=750)				
Students enrolled in high school credit courses (grades 7 & 8)	15.0%	Up from 10.9%	25.0%	22.9%
Retention rate	0.0%	No Change	0.7%	0.8%
Attendance rate	97.0%	Up from 96.5%	96.5%	96.2%
Served by gifted and talented program	N/AV	N/AV	N/AV	N/AV
With disabilities other than speech	N/AV	N/AV	N/AV	N/AV
Older than usual for grade	N/AV	N/AV	N/AV	N/AV
Out-of-school suspensions or expulsions for violent and/or criminal offenses	0.0%	No Change	0.4%	0.5%
Annual dropout rate	0.0%	No Change	0.0%	0.0%
Teachers (n=55)				
Teachers with advanced degrees	74.5%	Down from 79.6%	63.6%	61.3%
Continuing contract teachers	N/AV	N/AV	N/AV	N/AV
Teachers returning from previous year	93.7%	Up from 91.1%	89.2%	86.7%
Teacher attendance rate	95.0%	Down from 95.7%	95.2%	95.2%
Average teacher salary*	\$49,558	Up 3.2%	\$47,505	\$46,422
Classes not taught by highly qualified teachers	3.3%	Down from 5.5%	1.4%	2.0%
Professional development days/teacher	10.7 days	Up from 5.3 days	10.4 days	10.0 days
School				
Principal's years at school	7.0	Up from 6.0	5.0	4.0
Student-teacher ratio in core subjects	21.2 to 1	Up from 20.6 to 1	24.0 to 1	22.0 to 1
Prime instructional time	91.6%	Down from 91.8%	90.8%	90.1%
Opportunities in the arts	Excellent	No Change	Excellent	Good
SACS accreditation	Yes	No Change	Yes	Yes
Parents attending conferences	86.8%	Down from 94.7%	98.8%	98.8%
Character development program	Excellent	No Change	Excellent	Good
Dollars spent per pupil**	\$7,554	Down 0.0%	\$6,922	\$7,245
Percent of expenditures for instruction**	70.8%	Down from 71.5%	63.1%	63.1%
Percent of expenditures for teacher salaries**	69.4%	Down from 70.2%	61.6%	60.9%
ESEA composite index score	89.6	N/A	91.0	88.1

* Length of contract = 185+ days.

** Prior year audited financial data available.

EVALUATION RESULTS

	Teachers	Students*	Parents*
Number of surveys returned	46	212	63
Percent satisfied with learning environment	91.3%	77.0%	88.9%
Percent satisfied with social and physical environment	93.5%	82.7%	93.5%
Percent satisfied with school-home relations	91.1%	89.0%	84.1%

*Only students at the highest middle school grade level at this school and their parents were included.

REPORT OF PRINCIPAL AND SCHOOL IMPROVEMENT COUNCIL

The 2011-2012 school year proved to be another exciting year for Gable Middle School. We had an outstanding school year where we all showed our Gable PRIDE. GMS celebrated many accomplishments. Twenty-six eighth grade students were selected as SC Junior Scholars for excellent performance on the PSAT. The GMS chapter of National Junior Beta Club had over 350 members participating in Beta Club activities and service projects. GMS students competed in the Continental Math League for the thirteenth year in a row. The GMS seventh grade orchestra and the GMS eighth grade orchestra both received superior ratings at the South Carolina Orchestra Concert Festival. GMS chorus students and GMS band students also received superior ratings at their State Festivals. Gable's Math Counts team won the regional competition, and the girls basketball and volleyball teams won the Peachtree Conference championship. The faculty, staff, administration, and students also participated in several service projects. GMS student council sponsored a canned food drive where students and teachers contributed thousands of items to Total Ministries of Spartanburg. GMS students also raised money for United Way, Mobile Meals, and Relay for Life. Teachers and administrators at GMS continued to focus on data analysis to improve instruction. Through the use of Test View, teachers and administrators analyzed MAP scores and PASS data. This data analysis allowed teachers and administrators to make data driven decisions concerning curriculum and instruction. Gable Middle School also implemented its Compass Odyssey and Study Island computer lab. Compass Odyssey and Study Island are enrichment programs that correlate with the South Carolina Curriculum Standards. Gable students and staff celebrated two state wide recognitions for improvements in PASS test scores. Gable received the Palmetto Gold Award for Student Achievement and the Palmetto Silver Award for Closing the Achievement Gap. In addition, GMS continued to implement its character education program. Gable P.R.I.D.E. encourages students, teachers, and the school community to display their Productivity, Respect, Initiative, Determination, and Excellence. Gable Middle School....where we all show our Gable PRIDE.

Karen N. Bush, Principal
Seth Buckley, School Improvement Chairperson

Comprehensive detail, including definitions of ratings, performance criteria, and explanations of status, is available on www.ed.sc.gov and www.eoc.sc.gov as well as school and school district websites.

Printed versions are available from school districts upon request.

Abbreviations Key

N/A Not Applicable N/AV Not Available N/C Not Collected N/R Not Reported I/S Insufficient Sample TBD To be determined

NI Newly Identified CSI Continuing School Improvement CA Corrective Action RP Plan to Restructure R Restructure DELAY School Improvement Status HOLD School Improvement Status