



# SC Annual School Report Card Summary

Florence Chapel Middle School  
 Spartanburg 5 School District  
 Grades: 7-8 Enrollment: 590  
 Principal: Tamara White  
 Superintendent: Dr. Scott Turner  
 Board Chair: Mr. Steve Brockman

## PERFORMANCE

Comprehensive detail, including definitions of ratings, performance criteria, and explanations of status, is available on [www.ed.sc.gov](http://www.ed.sc.gov) and [www.eoc.sc.gov](http://www.eoc.sc.gov) as well as school and school district websites. Printed versions are available from school districts upon request.

YEAR	ABSOLUTE RATING	GROWTH RATING	PALMETTO GOLD AND SILVER AWARD		ESEA/FEDERAL ACCOUNTABILITY RATING SYSTEM	
			General Performance	Closing the Gap	ESEA Grade	Accountability Indicator
2012	Excellent	Excellent	TBD	TBD	A	N/A
2011	Excellent	Average	Gold	N/A	Not Met	N/A
2010	Good	Average	N/A	N/A	Not Met	N/A

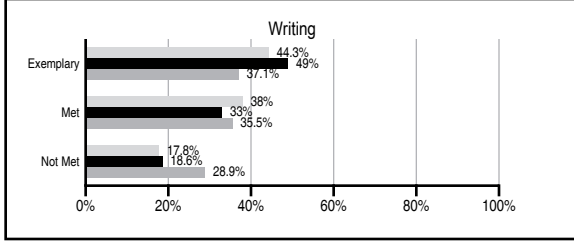
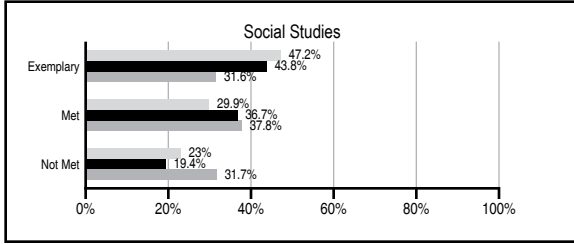
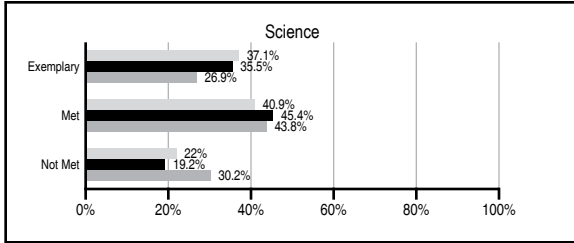
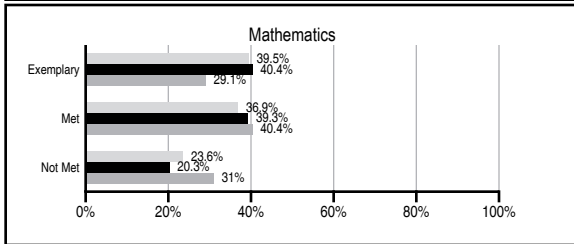
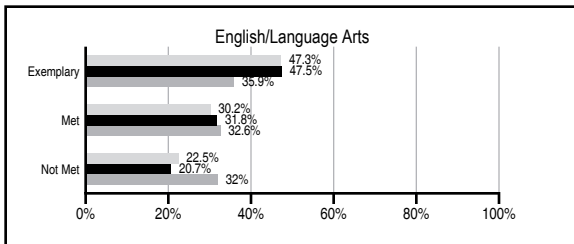
## ABSOLUTE RATINGS OF MIDDLE SCHOOLS WITH STUDENTS LIKE OURS\*

EXCELLENT	GOOD	AVERAGE	BELOW AVERAGE	AT-RISK
21	6	6	0	0

\* Ratings are calculated with data available by 11/07/2012. Schools with Students Like Ours are Middle Schools with Poverty Indices of no more than 5% above or below the index for this school.

## PASS PERFORMANCE

Our School Middle Schools with Students Like Ours Middle schools statewide



## NAEP PERFORMANCE\*

\* Performance reported for SC and nation, data not available at school level. Percentages at NAEP Achievement Levels.



## END OF COURSE TESTS - 2012

% of students scoring 70 or above on:	Our Middle School	Middle Schools with Students Like Ours
Algebra 1/Math for the Technologies 2	100.0	97.1
English 1	100.0	91.7
Physical Science	N/A	N/A
US History and the Constitution	N/A	9
All Subjects	100.0	96.0

## SC PERFORMANCE VISION

By 2020 all students will graduate with the knowledge and skills necessary to compete successfully in the global economy, participate in a democratic society and contribute positively as members of families and communities.

### Abbreviations Key

N/A Not Applicable N/AV Not Available N/C Not Collected N/R Not Reported I/S Insufficient Sample TBD To be determined

**SCHOOL PROFILE**

	Our School	Change from Last Year	Middle Schools with Students Like Ours	Median Middle School
<b>Students (n=590)</b>				
Students enrolled in high school credit courses (grades 7 & 8)	51.0%	Up from 48.9%	39.9%	22.9%
Retention rate	0.5%	Up from 0.0%	0.8%	0.8%
Attendance rate	97.2%	Up from 96.9%	97.0%	96.2%
Served by gifted and talented program	N/AV	N/AV	N/AV	N/AV
With disabilities other than speech	N/AV	N/AV	N/AV	N/AV
Older than usual for grade	N/AV	N/AV	N/AV	N/AV
Out-of-school suspensions or expulsions for violent and/or criminal offenses	0.2%	Up from 0.0%	0.3%	0.5%
Annual dropout rate	0.0%	No Change	0.0%	0.0%
<b>Teachers (n=40)</b>				
Teachers with advanced degrees	72.5%	Up from 70.0%	62.3%	61.3%
Continuing contract teachers	N/AV	N/AV	N/AV	N/AV
Teachers returning from previous year	90.2%	Up from 86.6%	87.8%	86.7%
Teacher attendance rate	94.4%	Up from 94.3%	95.3%	95.2%
Average teacher salary*	\$51,063	Up 2.2%	\$47,659	\$46,422
Classes not taught by highly qualified teachers	0.0%	No Change	4.1%	2.0%
Professional development days/teacher	12.2 days	Up from 6.0 days	9.7 days	10.0 days
<b>School</b>				
Principal's years at school	8.0	Up from 7.0	4.0	4.0
Student-teacher ratio in core subjects	20.0 to 1	Up from 19.9 to 1	23.6 to 1	22.0 to 1
Prime instructional time	90.2%	Down from 90.4%	91.2%	90.1%
Opportunities in the arts	Excellent	No Change	Excellent	Good
SACS accreditation	Yes	No Change	Yes	Yes
Parents attending conferences	97.9%	Down from 98.4%	99.5%	98.8%
Character development program	Excellent	No Change	Good	Good
Dollars spent per pupil**	\$7,706	Up 1.4%	\$6,749	\$7,245
Percent of expenditures for instruction**	65.2%	No Change	63.5%	63.1%
Percent of expenditures for teacher salaries**	63.2%	Down from 63.4%	62.2%	60.9%
ESEA composite index score	91.8	N/A	93.0	88.1

\* Length of contract = 185+ days.

\*\* Prior year audited financial data available.

**EVALUATION RESULTS**

	Teachers	Students*	Parents*
Number of surveys returned	36	274	71
Percent satisfied with learning environment	97.2%	82.8%	90.0%
Percent satisfied with social and physical environment	97.2%	82.2%	90.0%
Percent satisfied with school-home relations	100.0%	88.1%	85.7%

\*Only students at the highest middle school grade level at this school and their parents were included.

**REPORT OF PRINCIPAL AND SCHOOL IMPROVEMENT COUNCIL**

Greetings! It is time for our summary report for 2011-2012. We have had another good year at Florence Chapel. Our Academic Team made the elite eight in the Battle of the Brains competition. The team also deserves congratulations for finishing fourth in the state in Knowledge Master Competition. We have 38 students recognized as Junior Scholars this year and 6 Duke Tip Scholars. We continue to have large numbers of students taking Honors Algebra and Honors English for high school credit.

Our staff development has been dedicated to the goal of improved achievement for our students. We are using the Learning-Focused Model to reach our goal. Last year we developed our strategic plan for 2011-2016. The School Improvement Council and our school staff were very instrumental in the development of this plan. We have the results of our school report card in this publication. We are proud to report that our absolute rating is excellent, the highest rating available. We also maintained our improvement rating this year. We have been recognized as a Palmetto Gold Winner for our test results as well. This is a reflection of dedication and hard work by our students and our staff and support from our parents and community. Thank you for supporting Florence Chapel Middle School. Please stay involved. We need your input as we strive to improve.

Steve Gambrell, Principal  
 Tripp, SIC Chairman

Approved by: Nancy

Comprehensive detail, including definitions of ratings, performance criteria, and explanations of status, is available on [www.ed.sc.gov](http://www.ed.sc.gov) and [www.eoc.sc.gov](http://www.eoc.sc.gov) as well as school and school district websites.

Printed versions are available from school districts upon request.

**Abbreviations Key**

N/A Not Applicable N/AV Not Available N/C Not Collected N/R Not Reported I/S Insufficient Sample TBD To be determined

NI Newly Identified CSI Continuing School Improvement CA Corrective Action RP Plan to Restructure R Restructure DELAY School Improvement Status HOLD School Improvement Status