



SC Annual School Report Card Summary

Chesnee Middle School
 Spartanburg School District Two
 Grades: 6-8 Enrollment: 475
 Principal: Dale R. Campbell
 Superintendent: Dr. Scott J. Mercer
 Board Chair: Joyce M. Wright

PERFORMANCE

Comprehensive detail, including definitions of ratings, performance criteria, and explanations of status, is available on www.ed.sc.gov and www.eoc.sc.gov as well as school and school district websites. Printed versions are available from school districts upon request.

YEAR	ABSOLUTE RATING	GROWTH RATING	PALMETTO GOLD AND SILVER AWARD		ESEA/FEDERAL ACCOUNTABILITY RATING SYSTEM	
			General Performance	Closing the Gap	ESEA Grade	Accountability Indicator
2012	Good	Good	TBD	TBD	A	N/A
2011	Good	Excellent	Gold	Silver	Met	N/A
2010	Average	Good	Silver	Silver	Not Met	N/A

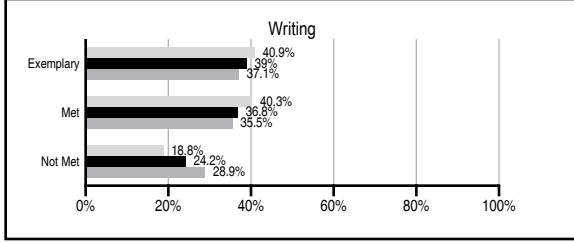
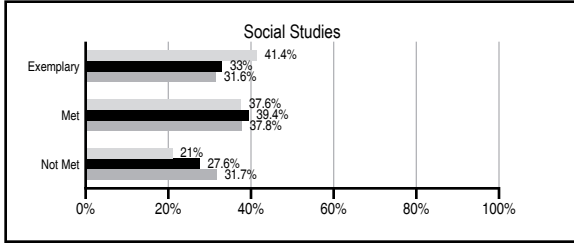
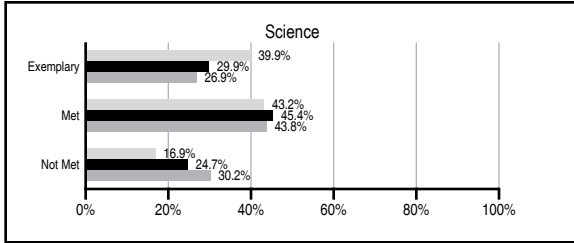
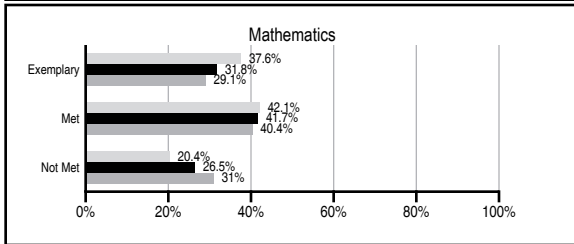
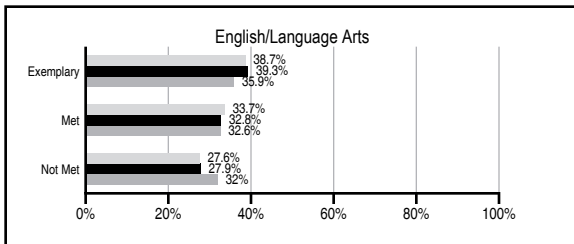
ABSOLUTE RATINGS OF MIDDLE SCHOOLS WITH STUDENTS LIKE OURS*

EXCELLENT	GOOD	AVERAGE	BELOW AVERAGE	AT-RISK
6	24	27	1	0

* Ratings are calculated with data available by 11/07/2012. Schools with Students Like Ours are Middle Schools with Poverty Indices of no more than 5% above or below the index for this school.

PASS PERFORMANCE

Our School Middle Schools with Students Like Ours Middle schools statewide



NAEP PERFORMANCE*

* Performance reported for SC and nation, data not available at school level. Percentages at NAEP Achievement Levels.



END OF COURSE TESTS - 2012

% of students scoring 70 or above on:	Our Middle School	Middle Schools with Students Like Ours
Algebra 1/Math for the Technologies 2	100.0	96.9
English 1	100.0	95.4
Physical Science	N/A	N/A
US History and the Constitution	N/A	N/A
All Subjects	100.0	96.5

SC PERFORMANCE VISION

By 2020 all students will graduate with the knowledge and skills necessary to compete successfully in the global economy, participate in a democratic society and contribute positively as members of families and communities.

Abbreviations Key

N/A Not Applicable N/AV Not Available N/C Not Collected N/R Not Reported I/S Insufficient Sample TBD To be determined

Chesnee Middle School [Spartanburg School District

SCHOOL PROFILE

	Our School	Change from Last Year	Middle Schools with Students Like Ours	Median Middle School
Students (n=475)				
Students enrolled in high school credit courses (grades 7 & 8)	8.3%	Up from 7.0%	28.6%	22.9%
Retention rate	0.7%	Up from 0.6%	0.8%	0.8%
Attendance rate	95.7%	Up from 95.2%	96.0%	96.2%
Served by gifted and talented program	N/AV	N/AV	N/AV	N/AV
With disabilities other than speech	N/AV	N/AV	N/AV	N/AV
Older than usual for grade	N/AV	N/AV	N/AV	N/AV
Out-of-school suspensions or expulsions for violent and/or criminal offenses	0.2%	Down from 0.4%	0.8%	0.5%
Annual dropout rate	0.0%	No Change	0.0%	0.0%
Teachers (n=36)				
Teachers with advanced degrees	72.2%	Up from 71.0%	61.2%	61.3%
Continuing contract teachers	N/AV	N/AV	N/AV	N/AV
Teachers returning from previous year	92.6%	No Change	88.2%	86.7%
Teacher attendance rate	92.6%	Down from 98.1%	95.0%	95.2%
Average teacher salary*	\$52,064	Up 3.7%	\$47,101	\$46,422
Classes not taught by highly qualified teachers	0.0%	No Change	0.6%	2.0%
Professional development days/teacher	7.7 days	Down from 10.2 days	10.6 days	10.0 days
School				
Principal's years at school	9.0	Up from 8.0	4.0	4.0
Student-teacher ratio in core subjects	20.9 to 1	Up from 19.5 to 1	22.9 to 1	22.0 to 1
Prime instructional time	87.4%	Down from 91.1%	89.5%	90.1%
Opportunities in the arts	Good	No Change	Good	Good
SACS accreditation	Yes	No Change	Yes	Yes
Parents attending conferences	85.3%	Down from 88.2%	99.0%	98.8%
Character development program	Excellent	No Change	Good	Good
Dollars spent per pupil**	\$9,189	Up 5.5%	\$7,088	\$7,245
Percent of expenditures for instruction**	57.1%	Down from 61.6%	64.4%	63.1%
Percent of expenditures for teacher salaries**	54.6%	Down from 57.9%	63.0%	60.9%
ESEA composite index score	93.1	N/A	88.8	88.1

* Length of contract = 185+ days.

** Prior year audited financial data available.

EVALUATION RESULTS

	Teachers	Students*	Parents*
Number of surveys returned	38	148	99
Percent satisfied with learning environment	97.3%	87.1%	83.8%
Percent satisfied with social and physical environment	100.0%	86.3%	82.8%
Percent satisfied with school-home relations	94.7%	88.3%	81.8%

*Only students at the highest middle school grade level at this school and their parents were included.

Comprehensive detail, including definitions of ratings, performance criteria, and explanations of status, is available on www.ed.sc.gov and www.eoc.sc.gov as well as school and school district websites.

Printed versions are available from school districts upon request.

REPORT OF PRINCIPAL AND SCHOOL IMPROVEMENT COUNCIL

During the 2011-2012 school year Chesnee Middle School continued in the tradition of being exceptional in academics for students and their teachers. Our school's total number of teachers with National Board Certification is now at eleven. One teacher was recognized by Walt Disney World's A+ Teachers annual contest as an outstanding educator. Seventy-six students were in the Beta Club. Over two hundred and fifty students were honored as STAR students. Twelve eighth grade students qualified as Junior Scholars. Twenty-five seventh grade students participated in the Duke University Talent Identification Project. Chesnee Middle School received a Palmetto Gold Award for an absolute rating of "Good" and a growth rating of "Excellent" on the state report card. CMS received a Palmetto Silver Award for closing the achievement gap. Also, we met all of our AYP goals. Students and staff published a newsletter, The Aerie, and a variety of other indigenous publications. CMS also participated in the Accelerated Reader Program and the Spelling Bee.

Chesnee Middle School shines with athletic achievements. Students enjoy playing for the Fighting Eagles' football and basketball teams. The football and basketball teams enjoy winning seasons. Many of our students participate on the golf team, wrestling team, track team, softball and baseball teams at Chesnee High School.

Our students are artistic as well as intelligent. Seven students were selected to participate in the Limestone College Honor Band. One student made All-State and was named best percussionist for grades 6-8. The orchestra, band and chorus students entertained the community with concerts. Our art students' projects were displayed at the Chapman Cultural Center and at an in-house show. Sixth grade students entertained local day care facilities and elementary school students by acting like famous characters in children's novels in "Characters Alive."

As part of our Character Education Program, the students of Chesnee Middle School participated in many charitable activities. Our school collected over fourteen hundred dollars for the March of Dimes, over five thousand for Relay for Life, and over one thousand for "Pennies for Patients". Students wrote letters and won one of the Twenty-five Days of Christmas Wishes sponsored by News Channel Seven to help with travel expenses for a student with an illness. We also donated over two thousand cans of food for the Chesnee area food bank during the Thanksgiving Holiday. As a demonstration of our students' patriotism we sent a school wide collection of items to Afghanistan. As part of our Veteran's Day program we had a breakfast to honor our veterans and their families. Faculty and staff also provided Christmas gifts for needy families in the Chesnee area.

Chesnee Middle School is proud of the accomplishments of our school family. The community and school amalgamate to inspire our young people to reach for excellence. We teach our students the importance of academic success as well as the necessity of good citizenship to prepare them to build an even greater America.

Dale Campbell, Principal
Wyatt, SIC Chairman

Laura

Abbreviations Key

N/A Not Applicable N/AV Not Available N/C Not Collected N/R Not Reported I/S Insufficient Sample TBD To be determined
NI Newly Identified CSI Continuing School Improvement CA Corrective Action RP Plan to Restructure R Restructure DELAY School Improvement Status HOLD School Improvement Status