



SC Annual School Report Card Summary

Boiling Springs Middle School
Spartanburg School District Two
Grades: 6-8 Enrollment: 1,046
Principal: Penelope S. Atkinson
Superintendent: Dr. Scott J. Mercer
Board Chair: Joyce M. Wright

PERFORMANCE

Comprehensive detail, including definitions of ratings, performance criteria, and explanations of status, is available on www.ed.sc.gov and www.eoc.sc.gov as well as school and school district websites. Printed versions are available from school districts upon request.

YEAR	ABSOLUTE RATING	GROWTH RATING	PALMETTO GOLD AND SILVER AWARD		ESEA/FEDERAL ACCOUNTABILITY RATING SYSTEM	
			General Performance	Closing the Gap	ESEA Grade	Accountability Indicator
2012	Excellent	Good	TBD	TBD	A	N/A
2011	Good	Average	Silver	N/A	Not Met	N/A
2010	Excellent	Excellent	Gold	Silver	Not Met	N/A

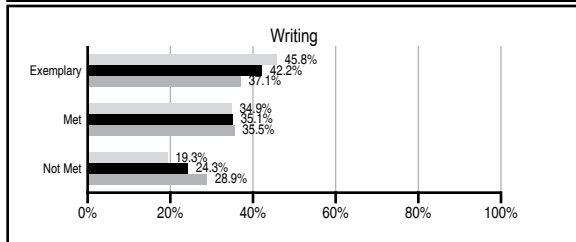
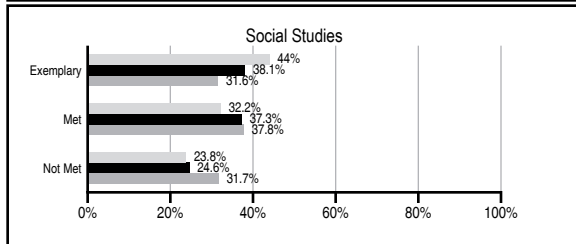
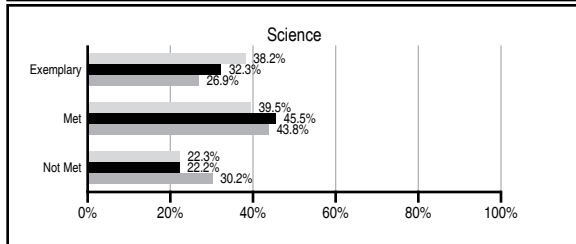
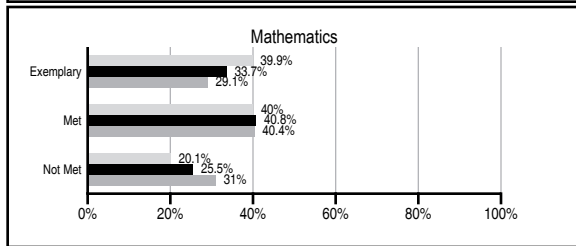
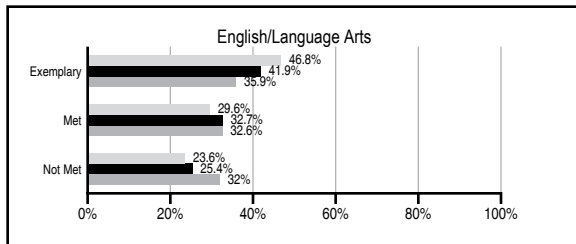
ABSOLUTE RATINGS OF MIDDLE SCHOOLS WITH STUDENTS LIKE OURS*

EXCELLENT	GOOD	AVERAGE	BELOW AVERAGE	AT-RISK
16	19	13	0	1

* Ratings are calculated with data available by 11/07/2012. Schools with Students Like Ours are Middle Schools with Poverty Indices of no more than 5% above or below the index for this school.

PASS PERFORMANCE

Our School Middle Schools with Students Like Ours Middle schools statewide



NAEP PERFORMANCE*

* Performance reported for SC and nation, data not available at school level. Percentages at NAEP Achievement Levels.



END OF COURSE TESTS - 2012

% of students scoring 70 or above on:	Our Middle School	Middle Schools with Students Like Ours
Algebra 1/Math for the Technologies 2	98.9	98.4
English 1	100.0	90.0
Physical Science	N/A	N/A
US History and the Constitution	N/A	9
All Subjects	99.4	96.0

SC PERFORMANCE VISION

By 2020 all students will graduate with the knowledge and skills necessary to compete successfully in the global economy, participate in a democratic society and contribute positively as members of families and communities.

Abbreviations Key

N/A Not Applicable N/AV Not Available N/C Not Collected N/R Not Reported I/S Insufficient Sample TBD To be determined

Boiling Springs Middle School
[Spartanburg School District Two]

SCHOOL PROFILE

	Our School	Change from Last Year	Middle Schools with Students Like Ours	Median Middle School
Students (n=1,046)				
Students enrolled in high school credit courses (grades 7 & 8)	21.6%	Down from 22.6%	30.0%	22.9%
Retention rate	0.0%	Down from 0.7%	0.7%	0.8%
Attendance rate	99.3%	Up from 96.6%	96.4%	96.2%
Served by gifted and talented program	N/AV	N/AV	N/AV	N/AV
With disabilities other than speech	N/AV	N/AV	N/AV	N/AV
Older than usual for grade	N/AV	N/AV	N/AV	N/AV
Out-of-school suspensions or expulsions for violent and/or criminal offenses	0.0%	No Change	0.6%	0.5%
Annual dropout rate	0.0%	No Change	0.0%	0.0%
Teachers (n=62)				
Teachers with advanced degrees	51.6%	Down from 52.1%	62.5%	61.3%
Continuing contract teachers	N/AV	N/AV	N/AV	N/AV
Teachers returning from previous year	75.6%	Up from 73.2%	88.4%	86.7%
Teacher attendance rate	93.4%	Down from 96.4%	95.3%	95.2%
Average teacher salary*	\$43,475	Up 3.7%	\$46,977	\$46,422
Classes not taught by highly qualified teachers	1.7%	Down from 1.8%	1.6%	2.0%
Professional development days/teacher	0.8 days	Down from 5.4 days	10.9 days	10.0 days
School				
Principal's years at school	2.0	Up from 1.0	5.0	4.0
Student-teacher ratio in core subjects	23.7 to 1	Up from 22.2 to 1	24.0 to 1	22.0 to 1
Prime instructional time	92.1%	Down from 92.6%	90.4%	90.1%
Opportunities in the arts	Good	No Change	Good	Good
SACS accreditation	Yes	No Change	Yes	Yes
Parents attending conferences	100.0%	No Change	98.8%	98.8%
Character development program	Excellent	Up from Good	Good	Good
Dollars spent per pupil**	\$7,139	Up 12.1%	\$6,803	\$7,245
Percent of expenditures for instruction**	58.5%	Down from 62.7%	63.2%	63.1%
Percent of expenditures for teacher salaries**	55.1%	Down from 61.4%	61.4%	60.9%
ESEA composite index score	97.3	N/A	90.0	88.1

* Length of contract = 185+ days.

** Prior year audited financial data available.

EVALUATION RESULTS

	Teachers	Students*	Parents*
Number of surveys returned	62	319	101
Percent satisfied with learning environment	96.7%	79.2%	88.0%
Percent satisfied with social and physical environment	96.7%	82.2%	80.8%
Percent satisfied with school-home relations	87.1%	87.0%	74.2%

*Only students at the highest middle school grade level at this school and their parents were included.

REPORT OF PRINCIPAL AND SCHOOL IMPROVEMENT COUNCIL

Boiling Springs Middle School is a student-centered school community that allows students to reach their fullest potential. During the 2011-2012 school year, our school enrollment was 1,052. Our school community celebrated numerous successes from the classroom to the fine arts stage to the athletic fields. Our focus is to make decisions that are best for all children.

Our academic successes were measured by the Measures of Academic Progress (MAP) and state testing from the previous school year. We were awarded the Palmetto Silver Award for academic excellence. Over 170 eighth graders were enrolled in high school credit courses. They achieved a 100 percent passing rate on the End of Course test in English I. We recognized 29 eighth graders who earned Junior Scholar status and four seventh graders were recognized for earning Duke University TIP Scholars for their exceptional scores on SAT/ACT.

Our school community is fortunate to offer a plethora of fine arts opportunities and over 300 students took part in these opportunities during 2011-2012 school year. Our chorus received superior ratings in two competitions, and our band and orchestra received excellent ratings as well. The art club sponsored two school based art shows and one art show for the community. Several students won awards in local, state, and national competitions. Our Junior Beta Club competed at the SC State Beta Club Convention for the first time this winter winning several first, second, and third place awards. Additionally, our Jr. Beta Club President was elected as the SC State Junior Beta Club President. Our Junior Beta competed this summer at the National Convention. The Student Council and Junior Beta Club guided our student body in several community service projects. Students donated over 200 pairs of blue jeans for the National Teens for Jeans drive, and we collected over \$1500 for the Christmas Elf project. BSM students participated in Pink Day for Breast Cancer Awareness, and we donated over \$2,000 for Pennies for Patients.

Parent involvement is an integral part of our school community. Parents supported our students and staff by attending Open House, parent conferences, fine arts performances, athletic events, and numerous other events. PTO continued to be a tremendous asset in numerous ways. This group supported our school community in financial projects and provided volunteers for various events.

Boiling Springs Middle School is a student-centered community. Our students, teachers, and parents are proud members of our Bulldog nation!

Penelope S. Atkinson, Principal
 Tonya Beaty, SIC Chair

Comprehensive detail, including definitions of ratings, performance criteria, and explanations of status, is available on www.ed.sc.gov and www.eoc.sc.gov as well as school and school district websites.

Printed versions are available from school districts upon request.

Abbreviations Key

N/A Not Applicable N/AV Not Available N/C Not Collected N/R Not Reported I/S Insufficient Sample TBD To be determined

NI Newly Identified CSI Continuing School Improvement CA Corrective Action RP Plan to Restructure R Restructure DELAY School Improvement Status HOLD School Improvement Status