



SC Annual School Report Card Summary

Saluda Middle School

Saluda

Grades: 6-8

Enrollment: 462

Principal: Lori Corley

Superintendent: Dr. David M. Mathis

Board Chair: Dr. Kathy Coleman

PERFORMANCE

Comprehensive detail, including definitions of ratings, performance criteria, and explanations of status, is available on www.ed.sc.gov and www.eoc.sc.gov as well as school and school district websites. Printed versions are available from school districts upon request.

YEAR	ABSOLUTE RATING	GROWTH RATING	PALMETTO GOLD AND SILVER AWARD		ESEA/FEDERAL ACCOUNTABILITY RATING SYSTEM	
			General Performance	Closing the Gap	ESEA Grade	Accountability Indicator
2012	Good	Excellent	TBD	TBD	A	N/A
2011	Average	Good	Silver	Silver	Met	N/A
2010	Average	Average	N/A	N/A	Not Met	N/A

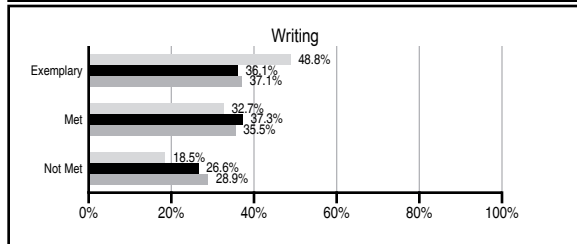
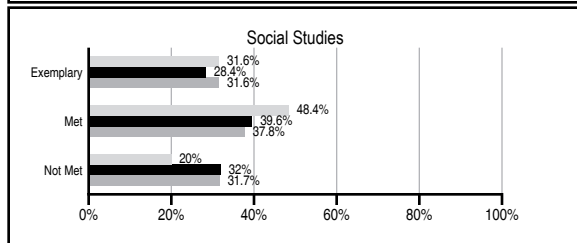
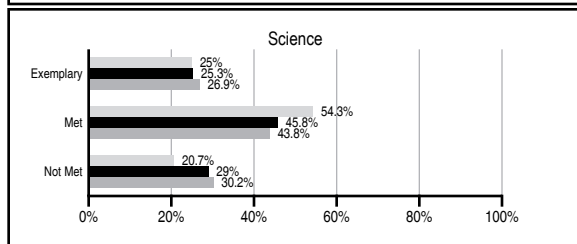
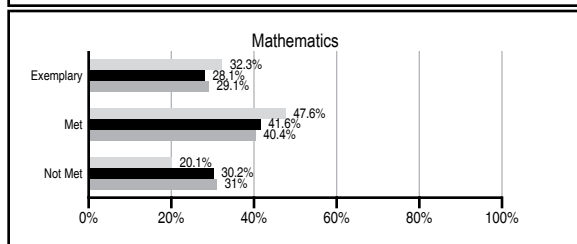
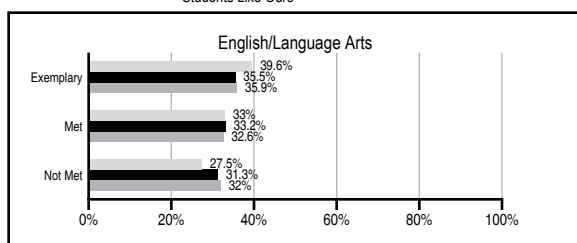
ABSOLUTE RATINGS OF MIDDLE SCHOOLS WITH STUDENTS LIKE OURS*

EXCELLENT	GOOD	AVERAGE	BELOW AVERAGE	AT-RISK
6	13	44	3	0

* Ratings are calculated with data available by 11/07/2012. Schools with Students Like Ours are Middle Schools with Poverty Indices of no more than 5% above or below the index for this school.

PASS PERFORMANCE


Our School Middle Schools with Students Like Ours Middle schools statewide




NAEP PERFORMANCE*

* Performance reported for SC and nation, data not available at school level. Percentages at NAEP Achievement Levels.


READING – GRADE 8 (2011)



MATH – GRADE 8 (2011)



SCIENCE – GRADE 8 (2009)



END OF COURSE TESTS - 2012

% of students scoring 70 or above on:	Our Middle School	Middle Schools with Students Like Ours
Algebra 1/Math for the Technologies 2	100.0	96.7
English 1	97.6	97.6
Physical Science	N/A	N/A
US History and the Constitution	N/A	N/A
All Subjects	98.9	96.9

SC PERFORMANCE VISION

By 2020 all students will graduate with the knowledge and skills necessary to compete successfully in the global economy, participate in a democratic society and contribute positively as members of families and communities.

Abbreviations Key

N/A Not Applicable N/AV Not Available N/C Not Collected N/R Not Reported I/S Insufficient Sample TBD To be determined

Saluda Middle School [Saluda]

SCHOOL PROFILE

	Our School	Change from Last Year	Middle Schools with Students Like Ours	Median Middle School
Students (n=462)				
Students enrolled in high school credit courses (grades 7 & 8)	100.0%	Up from 93.4%	22.7%	22.9%
Retention rate	0.2%	Up from 0.0%	0.8%	0.8%
Attendance rate	96.2%	Down from 96.4%	95.9%	96.2%
Served by gifted and talented program	N/AV	N/AV	N/AV	N/AV
With disabilities other than speech	N/AV	N/AV	N/AV	N/AV
Older than usual for grade	N/AV	N/AV	N/AV	N/AV
Out-of-school suspensions or expulsions for violent and/or criminal offenses	2.2%	Up from 1.1%	0.6%	0.5%
Annual dropout rate	0.0%	Down from 0.3%	0.0%	0.0%
Teachers (n=32)				
Teachers with advanced degrees	43.8%	Down from 47.1%	61.4%	61.3%
Continuing contract teachers	N/AV	N/AV	N/AV	N/AV
Teachers returning from previous year	87.4%	Up from 86.9%	87.3%	86.7%
Teacher attendance rate	95.2%	Down from 95.6%	95.2%	95.2%
Average teacher salary*	\$40,809	Down 2.1%	\$46,610	\$46,422
Classes not taught by highly qualified teachers	11.1%	Up from 10.0%	1.0%	2.0%
Professional development days/teacher	21.8 days	Down from 22.7 days	9.9 days	10.0 days
School				
Principal's years at school	8.0	Up from 7.0	5.0	4.0
Student-teacher ratio in core subjects	17.8 to 1	Up from 17.6 to 1	22.3 to 1	22.0 to 1
Prime instructional time	90.3%	Down from 90.4%	89.8%	90.1%
Opportunities in the arts	Good	No Change	Good	Good
SACS accreditation	Yes	Up from No	Yes	Yes
Parents attending conferences	99.6%	Down from 100.0%	98.7%	98.8%
Character development program	Excellent	Up from Good	Good	Good
Dollars spent per pupil**	\$6,474	Down 7.2%	\$7,060	\$7,245
Percent of expenditures for instruction**	67.5%	Down from 69.3%	63.4%	63.1%
Percent of expenditures for teacher salaries**	66.7%	Down from 68.3%	61.8%	60.9%
ESEA composite index score	94.4	N/A	85.7	88.1

* Length of contract = 185+ days.

** Prior year audited financial data available.

EVALUATION RESULTS

	Teachers	Students*	Parents*
Number of surveys returned	21	157	51
Percent satisfied with learning environment	85.7%	66.2%	84.0%
Percent satisfied with social and physical environment	100.0%	81.2%	74.5%
Percent satisfied with school-home relations	57.1%	87.0%	79.6%

*Only students at the highest middle school grade level at this school and their parents were included.

REPORT OF PRINCIPAL AND SCHOOL IMPROVEMENT COUNCIL

All teachers are currently engaged in on-going, professional development regarding formative and summative assessments and elevating the essentials - improving students' ability to read, write, and discuss. All faculty members have also received intense, on-going training in working in Professional Learning Communities, creating high quality assessments, and providing feedback to students. Power Period continues as an additional 60 minute course in which students have the opportunity for enrichment, second chances at academic success, and remediation. SMS received a grant worth \$210,000 for professional development for all math and science teachers which is designed to assist students in reading to learn in their content area.

Saluda Middle School continues to offer courses for high school credit: Algebra I Honors, English I Honors, Computer Applications, Real World Math Applications, and Real World Reading Applications, and PE. End-Of-Course (EOC) Examination Program results were extremely successful with 100% of students passing Algebra I, 98% of students passing English I, and over half of the students taking the Algebra exams scored an A.

For the second time, our school participated in the Regional Science Fair and 30 students placed in their division. SMS held the following extracurricular activities: Youth Coalition, Glee Club, ROAR Television Production Crew, School Improvement Council, BETA club, yearbook staff, marching and jazz band, percussion ensemble, athletics, student council, and Fellowship of Christian Athletes. At the state convention, BETA club members placed 2nd in the Tower of Power. Two students were identified as South Carolina Junior Scholars, and two students qualified for the South Carolina Honor Band.

Saluda Middle School continues to utilize additional staff through a substantial grant. We employ a School Resource Officer, Parent Liaison, Truancy Officer, and Behavioral Health Counselor. Also through the grant, every student participated in the Olweus Bullying Prevention Program. With the assistance of our Career Specialist, Over 350 students benefited by venturing out into the community to get a firsthand look at the job market and over 80% of our students completed their Individualized Graduation Plans. In addition, we held multiple career days sponsored by Piedmont Technical College and local business leaders, military personnel, and community members.

Jacqueline Middleton, School Improvement Council
Shawn Clark, Principal

Comprehensive detail, including definitions of ratings, performance criteria, and explanations of status, is available on www.ed.sc.gov and www.eoc.sc.gov as well as school and school district websites.

Printed versions are available from school districts upon request.

Abbreviations Key

N/A Not Applicable N/AV Not Available N/C Not Collected N/R Not Reported I/S Insufficient Sample TBD To be determined

NI Newly Identified CSI Continuing School Improvement CA Corrective Action RP Plan to Restructure R Restructure DELAY School Improvement Status HOLD School Improvement Status