



SC Annual School Report Card Summary

Crayton Middle School
Richland School District One
Grades: 6-8 **Enrollment: 1,046**
Principal: Susan G. Childs
Superintendent: Dr. Percy A. Mack
Board Chair: Dwayne Smiling

PERFORMANCE

Comprehensive detail, including definitions of ratings, performance criteria, and explanations of status, is available on www.ed.sc.gov and www.eoc.sc.gov as well as school and school district websites. Printed versions are available from school districts upon request.

YEAR	ABSOLUTE RATING	GROWTH RATING	PALMETTO GOLD AND SILVER AWARD		ESEA/FEDERAL ACCOUNTABILITY RATING SYSTEM	
			General Performance	Closing the Gap	ESEA Grade	Accountability Indicator
2012	Excellent	Excellent	TBD	TBD	A	N/A
2011	Excellent	Good	Gold	N/A	Not Met	N/A
2010	Good	Good	Silver	N/A	Not Met	N/A

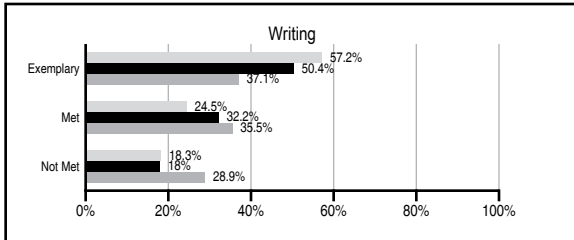
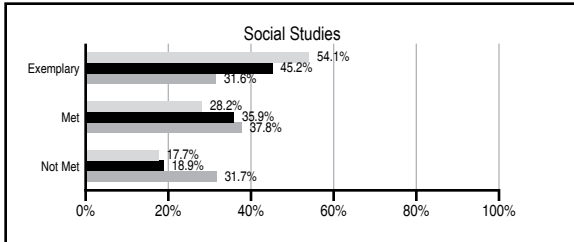
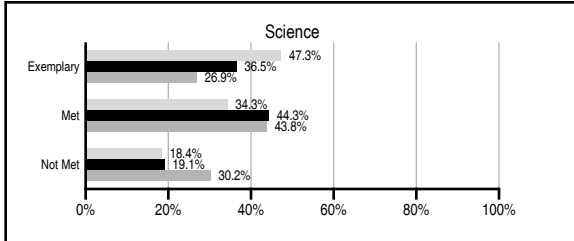
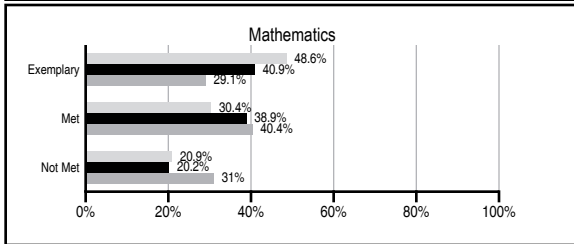
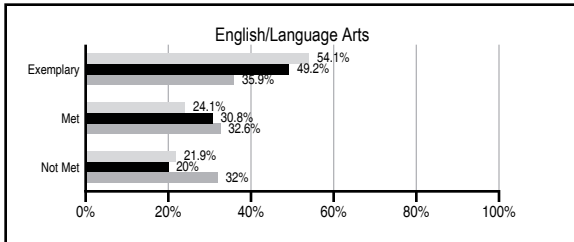
ABSOLUTE RATINGS OF MIDDLE SCHOOLS WITH STUDENTS LIKE OURS*

EXCELLENT	GOOD	AVERAGE	BELOW AVERAGE	AT-RISK
21	5	4	0	0

* Ratings are calculated with data available by 11/07/2012. Schools with Students Like Ours are Middle Schools with Poverty Indices of no more than 5% above or below the index for this school.



PASS PERFORMANCE

Our School
 Middle Schools with Students Like Ours
 Middle schools statewide



NAEP PERFORMANCE*

* Performance reported for SC and nation, data not available at school level. Percentages at NAEP Achievement Levels.



END OF COURSE TESTS - 2012

% of students scoring 70 or above on:	Our Middle School	Middle Schools with Students Like Ours
Algebra 1/Math for the Technologies 2	100.0	97.4
English 1	N/A	93.8
Physical Science	N/A	N/A
US History and the Constitution	N/A	N/A
All Subjects	100.0	97.1

SC PERFORMANCE VISION

By 2020 all students will graduate with the knowledge and skills necessary to compete successfully in the global economy, participate in a democratic society and contribute positively as members of families and communities.

Abbreviations Key

N/A Not Applicable N/AV Not Available N/C Not Collected N/R Not Reported I/S Insufficient Sample TBD To be determined

Crayton Middle School [Richland School District One]

SCHOOL PROFILE

	Our School	Change from Last Year	Middle Schools with Students Like Ours	Median Middle School
Students (n=1,046)				
Students enrolled in high school credit courses (grades 7 & 8)	75.6%	Up from 50.2%	37.3%	22.9%
Retention rate	0.4%	Up from 0.1%	0.6%	0.8%
Attendance rate	95.9%	Up from 95.6%	96.9%	96.2%
Served by gifted and talented program	N/AV	N/AV	N/AV	N/AV
With disabilities other than speech	N/AV	N/AV	N/AV	N/AV
Older than usual for grade	N/AV	N/AV	N/AV	N/AV
Out-of-school suspensions or expulsions for violent and/or criminal offenses	1.8%	Down from 1.9%	0.4%	0.5%
Annual dropout rate	0.0%	No Change	0.0%	0.0%
Teachers (n=66)				
Teachers with advanced degrees	62.1%	Up from 60.9%	62.3%	61.3%
Continuing contract teachers	N/AV	N/AV	N/AV	N/AV
Teachers returning from previous year	87.7%	Up from 85.1%	89.0%	86.7%
Teacher attendance rate	94.3%	Down from 94.5%	95.3%	95.2%
Average teacher salary*	\$50,445	Down 0.2%	\$48,294	\$46,422
Classes not taught by highly qualified teachers	2.5%	Down from 4.8%	2.9%	2.0%
Professional development days/teacher	7.3 days	Up from 6.7 days	9.5 days	10.0 days
School				
Principal's years at school	6.0	Up from 5.0	3.5	4.0
Student-teacher ratio in core subjects	22.6 to 1	Up from 22.4 to 1	23.0 to 1	22.0 to 1
Prime instructional time	89.6%	Down from 89.8%	91.2%	90.1%
Opportunities in the arts	Excellent	No Change	Good	Good
SACS accreditation	Yes	No Change	Yes	Yes
Parents attending conferences	100.0%	Up from 99.8%	99.5%	98.8%
Character development program	Good	Up from Average	Excellent	Good
Dollars spent per pupil**	\$6,614	Down 5.9%	\$6,749	\$7,245
Percent of expenditures for instruction**	75.7%	Down from 76.4%	63.5%	63.1%
Percent of expenditures for teacher salaries**	73.4%	Up from 73.1%	62.9%	60.9%
ESEA composite index score	94.7	N/A	93.0	88.1

* Length of contract = 185+ days.

** Prior year audited financial data available.

EVALUATION RESULTS

	Teachers	Students*	Parents*
Number of surveys returned	66	231	126
Percent satisfied with learning environment	86.4%	76.5%	87.1%
Percent satisfied with social and physical environment	87.9%	75.3%	80.5%
Percent satisfied with school-home relations	84.6%	83.3%	77.0%

*Only students at the highest middle school grade level at this school and their parents were included.

REPORT OF PRINCIPAL AND SCHOOL IMPROVEMENT COUNCIL

Crayton Middle School serves 6th through 8th grade students, and is located in the heart of the Forest Acres community. Our community members and parents acknowledge our students as a commodity and give an extensive amount of support to the achievements of our school.

Crayton achieved many honors during the 2011 – 2012 school year including the Palmetto Gold Award, the state's highest award for student achievement. 105 students were named Middle School Scholars. 72 students were named South Carolina Junior Scholars earning a PSAT score of 50 or higher on any one of the three subtests in reading, math and writing. 83 8th grade students were inducted into the National Junior Honor Society earning a cumulative GPA of 3.75 or higher in all classes as well as achievements in character and leadership skills. 100% of our students passed the End of Course math exams, many students were Duke Tip recipients, and our MathCounts team placed third in the region. Thanks to our dedicated teachers, Crayton was one of three schools in the nation to have the honor of linking via satellite with NASA astronauts on the space station ISS. Students enjoyed asking questions of the astronauts and utilizing those questions and answers to enhance what they were learning in their 7th grade Math classes.

Crayton has celebrated many successes this year in athletics as well as the visual and performing arts. The Crayton Cavalier football team earned the district championship for the fourth time in a row, and our 6th grade track team was awarded first place in the district. 82 of our students are athletically talented enough to have earned positions on Junior Varsity and Varsity sports teams at the high school level. Students earned awards at the South Carolina State Fair and at the Richland County School District One Art Exhibit. Chorus students earned an excellent rating at the SCMEA Middle School Choral Festival.

Crayton completed its seventh year as an International Baccalaureate Middle School Programme (IBMYP) school and its third year as a Making Middle Grades Work (MMGW) site, which is a comprehensive improvement framework that will facilitate Crayton's ongoing effort to achieve and exceed district and state goals. Crayton continues to build on our Positive Behavior Intervention and Support (PBIS) program that provides the structure and clear expectations necessary to improve and enhance the overall learning environment. Students also participated in incentive programs that promote a strong sense of community.

Our dedicated faculty and staff is comprised of highly-qualified and dedicated individuals. Teachers work collaboratively to provide effective and engaging learning experiences for all students. Teachers practice common planning and assessment to maintain high expectations. By analyzing data, including data from MAP testing and PASS testing, teachers are able to determine strengths and weaknesses in instruction so as to continuously make improvements.

Karen B. Manning, SIC Chairperson
Susan G. Childs, Principal

Comprehensive detail, including definitions of ratings, performance criteria, and explanations of status, is available on www.ed.sc.gov and www.eoc.sc.gov as well as school and school district websites.

Printed versions are available from school districts upon request.

Abbreviations Key

N/A Not Applicable N/AV Not Available N/C Not Collected N/R Not Reported I/S Insufficient Sample TBD To be determined

NI Newly Identified CSI Continuing School Improvement CA Corrective Action RP Plan to Restructure R Restructure DELAY School Improvement Status HOLD School Improvement Status