



SC Annual School Report Card Summary

Liberty Middle School
 School District of Pickens County
 Grades: 6-8 Enrollment: 542
 Principal: R. Donovan Edwards
 Superintendent: Dr. Kelly U. Pew
 Board Chair: Mr. Alex Saitta

PERFORMANCE

Comprehensive detail, including definitions of ratings, performance criteria, and explanations of status, is available on www.ed.sc.gov and www.eoc.sc.gov as well as school and school district websites. Printed versions are available from school districts upon request.

YEAR	ABSOLUTE RATING	GROWTH RATING	PALMETTO GOLD AND SILVER AWARD		ESEA/FEDERAL ACCOUNTABILITY RATING SYSTEM	
			General Performance	Closing the Gap	ESEA Grade	Accountability Indicator
2012	Average	Excellent	TBD	TBD	A	N/A
2011	Average	Average	Silver	N/A	Not Met	N/A
2010	Average	Average	N/A	N/A	Not Met	N/A

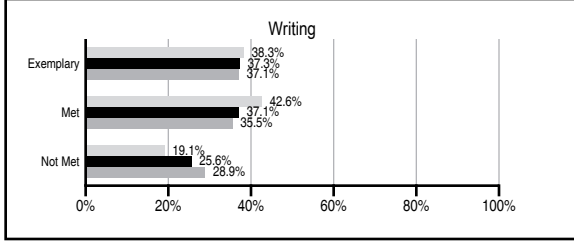
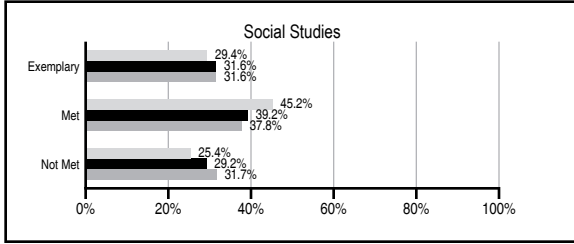
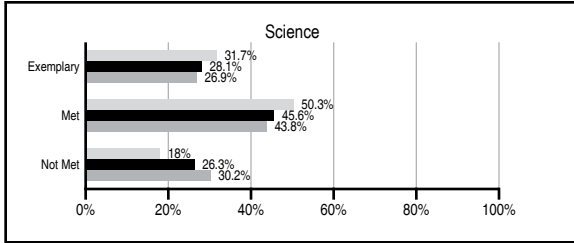
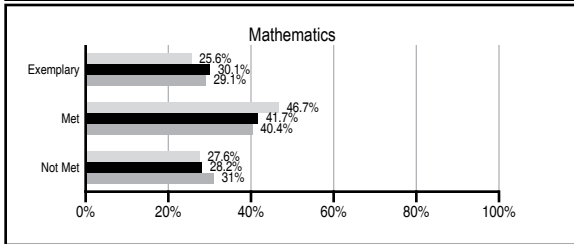
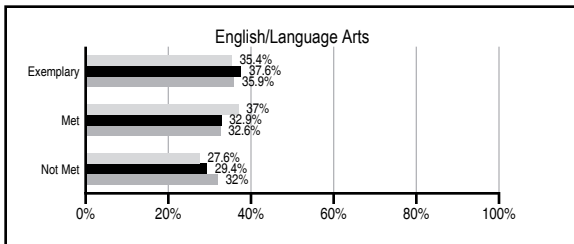
ABSOLUTE RATINGS OF MIDDLE SCHOOLS WITH STUDENTS LIKE OURS*

EXCELLENT	GOOD	AVERAGE	BELOW AVERAGE	AT-RISK
7	21	34	2	0

* Ratings are calculated with data available by 11/07/2012. Schools with Students Like Ours are Middle Schools with Poverty Indices of no more than 5% above or below the index for this school.


PASS PERFORMANCE

Our School Middle Schools with Students Like Ours Middle schools statewide



NAEP PERFORMANCE*

* Performance reported for SC and nation, data not available at school level. Percentages at NAEP Achievement Levels.



END OF COURSE TESTS - 2012

% of students scoring 70 or above on:	Our Middle School	Middle Schools with Students Like Ours
Algebra 1/Math for the Technologies 2	100.0	97.7
English 1	100.0	97.4
Physical Science	N/A	N/A
US History and the Constitution	N/A	N/A
All Subjects	100.0	97.3

SC PERFORMANCE VISION

By 2020 all students will graduate with the knowledge and skills necessary to compete successfully in the global economy, participate in a democratic society and contribute positively as members of families and communities.

Abbreviations Key

N/A Not Applicable N/AV Not Available N/C Not Collected N/R Not Reported I/S Insufficient Sample TBD To be determined

Liberty Middle School [School District of Pickens]

SCHOOL PROFILE

	Our School	Change from Last Year	Middle Schools with Students Like Ours	Median Middle School
Students (n=542)				
Students enrolled in high school credit courses (grades 7 & 8)	46.3%	Up from 24.1%	23.2%	22.9%
Retention rate	0.4%	No Change	0.8%	0.8%
Attendance rate	94.7%	Up from 94.6%	95.9%	96.2%
Served by gifted and talented program	N/AV	N/AV	N/AV	N/AV
With disabilities other than speech	N/AV	N/AV	N/AV	N/AV
Older than usual for grade	N/AV	N/AV	N/AV	N/AV
Out-of-school suspensions or expulsions for violent and/or criminal offenses	0.9%	Down from 1.3%	0.6%	0.5%
Annual dropout rate	0.3%	Up from 0.0%	0.0%	0.0%
Teachers (n=34)				
Teachers with advanced degrees	70.6%	Up from 66.7%	61.7%	61.3%
Continuing contract teachers	N/AV	N/AV	N/AV	N/AV
Teachers returning from previous year	89.6%	Down from 93.0%	87.5%	86.7%
Teacher attendance rate	93.9%	Down from 94.6%	95.1%	95.2%
Average teacher salary*	\$47,380	Up 0.7%	\$46,886	\$46,422
Classes not taught by highly qualified teachers	0.0%	No Change	1.3%	2.0%
Professional development days/teacher	12.2 days	Up from 10.9 days	9.9 days	10.0 days
School				
Principal's years at school	7.0	Up from 6.0	5.0	4.0
Student-teacher ratio in core subjects	21.2 to 1	Up from 11.2 to 1	22.3 to 1	22.0 to 1
Prime instructional time	86.7%	No Change	89.7%	90.1%
Opportunities in the arts	Poor	Down from Good	Good	Good
SACS accreditation	Yes	No Change	Yes	Yes
Parents attending conferences	100.0%	No Change	99.0%	98.8%
Character development program	Good	Down from Excellent	Good	Good
Dollars spent per pupil**	\$6,764	Up 0.6%	\$7,088	\$7,245
Percent of expenditures for instruction**	61.0%	Down from 61.6%	64.4%	63.1%
Percent of expenditures for teacher salaries**	56.4%	Down from 59.5%	63.0%	60.9%
ESEA composite index score	96.5	N/A	88.2	88.1

* Length of contract = 185+ days.

** Prior year audited financial data available.

REPORT OF PRINCIPAL AND SCHOOL IMPROVEMENT COUNCIL

The 2011-2012 school year was an exciting one for Liberty Middle School. Among the highlights were receiving the Palmetto Silver Award and a Healthy School Award. Our students showed significant gains in their PASS and MAP test scores. Single Gender education continues to be a significant part of our school, and we now have Single Gender Classes in all three grades. We have continued our Making Middle Grades Work Initiative, and this initiative has contributed greatly to our success. We have also expanded our STEM initiatives. Our community has supported us during the year. The PTO has contributed monies to help our school be successful. Our students have participated in concerts and athletic events, which were well-attended by our community. We have continued our partnership with area churches in our Release-Time program. In 2012-2013 we will be moving to a new building. We will be adding art back to our curriculum in 2012-2013. We plan on adding additional programs as our economy recovers. Please help us in our quest to be the best school possible and help us continue to say we are "Proud to be from Liberty!"

R. Donovan Edwards, Principal and Erin Lewis, SIC Chair

EVALUATION RESULTS

	Teachers	Students*	Parents*
Number of surveys returned	20	154	39
Percent satisfied with learning environment	68.4%	77.5%	71.8%
Percent satisfied with social and physical environment	60.0%	78.6%	68.4%
Percent satisfied with school-home relations	85.0%	88.2%	68.4%

*Only students at the highest middle school grade level at this school and their parents were included.

Comprehensive detail, including definitions of ratings, performance criteria, and explanations of status, is available on www.ed.sc.gov and www.eoc.sc.gov as well as school and school district websites.

Printed versions are available from school districts upon request.

Abbreviations Key

N/A Not Applicable N/AV Not Available N/C Not Collected N/R Not Reported I/S Insufficient Sample TBD To be determined

NI Newly Identified CSI Continuing School Improvement CA Corrective Action RP Plan to Restructure R Restructure DELAY School Improvement Status HOLD School Improvement Status